



More about Tiger Den Meetings



Cub Scouting is for Boys

Cub Scouting is for boys, and each boy is different. Cub Scouts come in all sizes, shapes, and colors and from a variety of backgrounds. There are no “average” boys. Cub Scouting is easily adaptable to a boy with a physical, mental, or emotional limitation, just as it is adaptable to boy who come from low-income, urban or rural areas.

Cub Scouting is Fun

Boys join Cub Scouting because they want to have fun. For boys, however, fun means a lot more than just having a good time. Fun is a boy’s code word for the satisfaction he gets from meeting challenges, having friends, feeling good, and feeling he is important to other people. While boys are having fun and doing things they like to do, they also learn new things, discover and master new skills, gain self-confidence, and develop strong friendships. Cub Scouting is a positive place where friends and leaders accept and support each boy.

Cub Scouting is for Families

There are many different types of family structures in today’s society. Scouting is a support to all types of families as well as to organizations to which families belong. We believe in involving families in the training of youth, and we are sensitive to the needs of present-day families. Cub Scouting provides opportunities for family members to work and play together, to have fun together, and to get to know each other a little better.

Cub Scouting Provides Adventure

Cub Scouting helps fulfill a boy’s desire for adventure and allows him to use his vivid imagination while taking part in skits, games, field trips, service projects, outdoor activities, and more. The use of monthly themes lets a boy play the role of an astronaut, clown, explorer, scientist, or other exciting characters. Boys find adventure in exploring the outdoors, learning about nature, and gaining a greater appreciation for our world.

Cub Scouting has an Advancement Plan

The advancement plan recognizes a boy’s efforts and achievements. It provides fun for the boys, teaches them to do their best, and helps strengthen understanding as family members work with boys and advancement requirements. Badges are awarded to recognize advancement, and boys like to receive and wear these badges. The real benefit comes from the worthwhile things the boy learns while he is earning the badges, as his self-confidence and self-esteem grow.

Cub Scouting Belong


Belonging is important to boys. They like to be accepted as part of a group. In Cub Scouting, boys belong to a small group called a den where they take part in interesting and meaningful activities with their friends. In the den they learn sportsmanship, good citizenship, and loyalty. They learn how to get along with others and how to do their best for themselves and their den. Cub Scouts also belong to a pack, which is a larger group made up of several dens.

The Cub Scouting Den

A den is a group of six to eight boys within the pack, usually at the same grade level, that meets several times a month between pack meetings. The den organization allows boys to build relationships with leaders and other boys. The den provides opportunities for activities that would be difficult with a large group. The den also provides leadership opportunities for the boys.

More Information

This and the following information are brief overviews of the Cub Scout Den and how it is organized. For more detailed information please refer to the *Cub Scout Leader Book* and the *Webelos Leader Guide*.



Program Ideas for your First Month's Den Meetings

Theme: "Bobcats All"



Every boy in second, third, fourth, or fifth grade must earn the Bobcat badge first. So, what could be a better first theme than "Bobcats All"?

The Bobcat requirements include the fundamentals of Cub Scouting. Keep in mind that Cub Scouts and Webelos Scouts should do these requirements with their parents at home. The den meeting plans will include practicing the requirements at the meeting, but parents should still approve their completion in the boy's book.

Cub Scout Den Meeting

The objectives for this month's den meetings are to give every boy the opportunity to earn his first award-Bobcat; to complete den organization, get acquainted, and elect boy leaders; and to give leaders and boys an idea of how den meetings are conducted.

A grid on the next page will outline all four of the Cub Scout den meetings this month. Here are the details.

Den Code Of Conduct

Boys will respond to and respect rules if they have a part in setting them. Before your first den meeting, think about some of the rules you would like to have your den follow at meetings. Have a large piece of paper or poster board and a marking pen ready for the meeting.

During the business part of your first den meeting, introduce the idea of a Den Code of Conduct by asking, "What are some of the things you are not

allowed to do in your home?" As boys respond, have them agree on their rules them on the piece of paper. When they agree on the list, post it at all of your den meetings.

Ask, "What should happen if someone breaks a part of the code?" and let the boys discuss this. One possibility is that the first time he must phone home and have his parents pick him up immediately. (If you do this, make provisions for someone to pick up your son if necessary.)

Share the code of conduct with the parents of your Cub Scouts.

Some dens use a "Conduct Candle" as an incentive for good behavior. A large candle is lit at the start of the den meeting, and stays lit until there is a behavior problem, or until the end of the meeting. Tell the boys that when the candle burns to the end, there will be a special den party or field trip.

This Month's Den Activities

This month's openings, closing gatherings, and den activities are designed to be simple and fun, using materials you might have around your house.

Gathering Activities

It Can't Be Done.

First, the leader says that he can jump backward farther than the boys can jump forward if they do exactly as he does. Then he grasps his toes and hops backward a few inches. When the boys

(How To Book Page 5-55)

assume the same position, they find they cannot even budge.

Guess Who I Am.

The leader starts by saying, "I will answer 'yes' or 'no' to twenty questions while you try to find out who I am." This is a good den game that will also keep boys busy and quiet at the pack meeting. With the help of one leader for each den, leaders can decide who they will be, and the game can be conducted as a contest to see which den can guess who they are. Rotate leaders each time.

Magic Knot Trick.

The den leader provides several pieces of rope or cord about three feet long. Ask a Cub Scout if he can tie an overhand knot in the middle of the cord without letting go of either end. He lets the Cub Scout try it, then shows him the trick:

First he folds his arms over his chest, then he leans over and picks up each end of the cord without unfolding his arms. As he straightens up, he unfolds his arms-still holding the ends of the cord- and, presto, there's the overhand knot!

Clothespin Game.

Place a wide-mouthed bottle or jar upright on the floor. Give each boy, in turn, ten clothespins. Have him stand over the bottle and, holding each clothespin at eye level, try to drop them into the bottle.

(How To Book Page 7-7)



Tiger Cub Den Meetings

There are usually eight parts to a Tiger Cub den meeting:

1. Before the Meeting Starts

The purpose of this part of the meeting is to give the den leader and host adult partner time to make preparations, gather supplies, set out the U. S. Flag and den flag, and take care of any last-minute details before the boys and their adult partners arrive.

2. Gathering

Now is the time for an activity or game that keeps the boys interested and busy while everybody else arrives.

3. Opening

Begin the program year with the den reciting the Cub Scout Promise or Tiger Cub motto. Later in the year, vary the opening with the Pledge of Allegiance or a song. As the Tiger Cubs get closer to becoming Cub Scouts, they might practice the Law of the Pack in unison.

4. Share

Let each boy share some of the things that he has done with his adult partner since the last den meeting.

5. Discover

Conduct the activity that the den leader and host Tiger Cub–adult partner team have planned, such as a Go See It, project, or game that the den can do together.

6. Search

Leaders will talk about the plans for the Go See It and the next den meeting. Give the date, time, place, and any other important information for the next den meeting.

7. Closing

During the early part of the year, close the meeting with the Cub Scout Promise or Tiger Cub motto. Later in the year, use your own closing or the Law of the Pack.

8. After The Meeting

The den leader and host adult partner review the events of the meeting and finalize plans for the next meeting and the upcoming pack meeting.





Program Ideas for your First Month's Tiger Cub Den Meetings

Objective – Earn the Tiger Cub Belt Totem

Welcome

Tiger Cub den meetings are attended by the boy and his adult partner. The *Tiger Cub Handbook* has suggestions for all Tiger Cub activities. You'll also find additional program information in *Cub Scout Program Helps*.

The chart on the opposite page outlines sample Tiger Cub meetings for this month. During this first month, every Tiger Cub should try to earn the Tiger Cub belt totem by learning the Cub Scout sign, the Cub Scout salute, and the Tiger Cub motto.

Shared Leadership

The den leader plans and carries out a year-round program of activities for the Tiger Cub den and gives continuity to the program. Each month, however, the den leader also works with a different boy-adult partner team to plan the two monthly den meetings, the Go See It activity, and the den's part in the monthly pack meeting. This is called shared leadership.

(Cub Scout Leader Book page 19-1 and Tiger Cub Handbook page 7)

Activity Ideas for your First Month

Tiger Tales Scrapbooks

Explain to boys that they can use their scrapbooks to keep thoughts and mementos of their Tiger Cub activities, including pictures taken at pack events. Make individual scrapbooks from pre-punched typing paper placed in either an orange three-prong folder or covered with orange construction paper. Boys can then decorate their scrapbooks however they want.

They may have their adult partners letter the scrapbook for them. Have plenty of tiger stickers, crayons, markers, and other decorations for Tiger Cubs to use.

(Tiger Cub Handbook page 32)
(How To Book page 1-8)

Tiger Pennants

Materials: Sheets of orange craft foam, markers, feathers, hole puncher, glue, pipe cleaners, 24-inch sticks

Cut craft foam on the diagonal to make two pennants out of each sheet. Boys use markers to draw tiger paws or tiger faces on both sides of the pennant. (Have sample paws and faces for boys to look at.) Glue a couple of buff, orange, and brown feathers onto the pennant. Make three holes along the short side with a hole puncher. Attach the pennant with pipe cleaners to a 24-inch stick found in your backyard (a stick is more rustic-looking than a dowel, and it's cheaper, too!).

Shere Khan - The Tiger Game

One Tiger Cub plays Shere Khan, the tiger. The other players line up against a wall. Shere Khan stands in the middle of the play area. The object of the game is to cross to the opposite side without being tagged. To start the game, Shere Khan shouts, "Who's afraid of Shere Khan?" The others answer, "No one," and immediately run across the open space toward the opposite side. All Tiger Cubs and adult partners who get tagged help Shere Khan tag the remaining players. The last one caught becomes Shere Khan for the next round.

(How To Book page 3-8)

Tiger Cub Motto Song

Tune: "Ferre Jacques"

We are Tiger Cubs, we are Tiger Cubs,

Here's our den, here's our den.

Search, discover, share,

Search, discover, share,

We'll have fun, we'll have fun.

Newspaper Softball



Divide your den into two teams. Place a can on either side of "home plate" and balance a rolled newspaper across the tops of the cans. The first "batter" stands behind the newspaper and kicks it with his instep, and the game is on. All the rules of softball are followed except for the method of putting the ball into play.

(How-To Book, page 3-6)

Puzzle Gathering

Have a simple puzzle for each Tiger Cub to put together. This could be as simple as a picture of the Tiger Cub logo glued to cardstock, cut apart, and placed in an envelope.

Try to make one for each Tiger Cub. While the boys are putting the puzzles together, check with Tiger Cub adult partners for the correct spelling of names and correct addresses and telephone numbers.

1st Month's Tiger Cub Den Meetings

For your first meeting you will need to have the *Cub Scout Leader Book*, *Tiger Cub Handbook* and the *How To Book*. These items are available through your pack or the Scout Service Center. Review items below to prepare for your first month's den meetings.

	First Week	Second Week	Third Week	Cub Scout Pack Meeting
BEFORE THE MEETING STARTS	Prepare puzzles for Puzzle Gathering; have U. S. Flag and paper and other supplies for scrapbook.	Review the meeting plans, gather the materials and den records and set up the meeting room.	Confirm plans for the Go See It activity. Make sure boys and adult partners know where to meet.	Host team writes a thank-you note to the destination of last week's go and see it.
GATHERING	Collect dues, record attendance, check boys' books for completed achievements, etc.			
	Tiger Cubs do puzzles as they arrive. When they finish, have them swap with someone else and do another puzzle.	Play <i>Newspaper Softball</i> .	Play Shere Khan – The Tiger Game.	Let the boys try their hand at the Clothespin Game.
OPENING	Teach the Cub Scout salute (<i>Cub Scout Leader Book page 2-4</i>). Recite the Pledge of Allegiance in repeat-after-me fashion.	Recite the Pledge of Allegiance in a repeat-after-me fashion.	Have boys and adult partners make the Cub Scout sign and repeat the Tiger Cub motto.	
SHARE	Each boy introduces his adult partner, explains their relationship, and tells about something fun that they like to do together.	Boys and adult partners share something they did as a family since the last meeting.		Tiger Cubs and adult partners sign the thank-you note.
DISCOVER	Make Tiger Tales Scrapbooks (<i>Tiger Cub Handbook Achievement 1D</i>). Tell the boys that they have just completed their first achievement toward the Tiger Cub Badge. Give a brief overview of the advancement plan.	Make Tiger Pennants. Tell boys and adult partners about the pack meeting and what to expect. Decide on a den yell (<i>How To Book page 5-11</i>) to share at the pack meeting.	Take a Go See It trip to a TV station, Radio Station, or newspaper office (<i>Tiger Cub Handbook achievement 4G</i>). At the end of your trip, lead a reflecting discussion with boys and partners about the outing.	Participate in the monthly pack meeting with a song or skit (<i>How To Book chapter 5</i>). Set up a den display table to exhibit Tiger Cub scrapbooks, Tiger pennants or photos from your Go and See It activity.
SEARCH	Plan a Go See It activity to fulfill Achievement 4G in the Tiger Cub Handbook	Finalize plans for next week's Go and See It trip.	Make sure all boys have learned the Cub Scout Sign, Cub Scout salute and the Tiger Cub Motto. That completes the requirements for the Tiger Cub Belt Totem.	Check with your Cubmaster on what would be appropriate for this month's pack meeting. Be sure to submit boys' names to receive Tiger Cub Belt Totems. Your Cubmaster can explain this process to you.
CLOSING	Teach boys how to make and the meaning of the Cub Scout Sign (<i>Cub Scout Leader Book page 2-4</i>).	Teach boys the Tiger Cub Motto and its meaning. (<i>Cub Scout Leader Book page 2-4</i>). As they leave, each boy gives the Cub Scout salute to the den leader.	Recite the Tiger Cub Motto. As they leave, each boy gives the Cub Scout salute to the den leader.	

For more program ideas, read *Boys' Life* and *Scouting* magazines and attend your district's Monthly Adult Leader Roundtable.

TIGER CUB DEN MEETING PROGRAM



DEN NO. _____ PACK NO. _____

MEETING PLACE _____

DATE _____ TIME _____

THIS MONTH'S THEME _____

As Tiger Cub den leader and host adult partner, use this form to plan your weekly meetings. Include the activity and materials needed.

BEFORE THE MEETING

The Tiger Cub den leader and host adult partner make final preparations.

GATHERING

While the Tiger Cubs and adult partners arrive, collect dues, check achievements and electives, and have everyone participate in gathering activity.

OPENING

Conduct a simple opening ceremony—a song, den yell, Tiger Cub motto, Cub Scout Promise, Pledge of Allegiance, membership inventory.

SHARE

Tiger Cubs share experiences that relate to today's den meeting.

DISCOVER

Have games, tricks, puzzles, crafts; practice for the pack meeting; stimulate interest in achievements and electives.

SEARCH

Plan details for the Go See It each month. Use the "Tips to Remember on Go See Its" in the *Cub Scout Leader Book*.

CLOSING

Give announcements and reminders; have a brief inspirational closing or say the Cub Scout motto or the Cub Scout Promise.

AFTER THE MEETING

Den leader and host adult partner review the meeting and make plans for the next meeting. Put room in order.

ACTIVITY:

EQUIPMENT NEEDED:

ACTIVITY:

EQUIPMENT NEEDED:

ACTIVITY:

EQUIPMENT NEEDED:

ACTIVITY:

EQUIPMENT NEEDED:

ACTIVITY:

EQUIPMENT NEEDED:

ACTIVITY:

EQUIPMENT NEEDED:

ACTIVITY:

EQUIPMENT NEEDED:

ACTIVITY:

EQUIPMENT NEEDED:

TIGER CUB DEN ADVANCEMENT REPORT

Den _____

Pack _____

Date _____

Tiger Cub's Name	Rank		Tiger Cub Trail						Other	
	Tiger Cub Badge	Bobcat Badge	Tiger Cub Belt Totem	Tiger Track Badge	Tiger Track Badge	Tiger Track Badge	Tiger Track Badge	Tiger Track Badge	Other	Other
1.										
2.										
3.										
4.										
5.										
6.										
7.										
8.										

Tiger Cub Den Leader _____

This booklet idea came from **Heart of America Council**.

We have updated it and added a few graphics and the forms for our leaders.

If your Pack can afford PackMaster you might want to purchase this software.

<http://www.troopmaster.com/products/packmaster/packmaster.html>

PackMaster is the most powerful and popular Cub Scout pack management system in America. Developed by experienced Scouters, PackMaster makes your job easier and SAVES YOU TIME! And it comes to you from the Flagship of Scouting software, Troopmaster Software--serving Scouters since 1985.

The next PDF in this packet is one designed by www.cubroundtable.com to make Den Advancement recording easier. This was a Wood Badge ticket item and was sent to National for evaluation. Other ranks are available at this web site.

Lastly, I have included a Cub Advancement Trail by www.cubroundtable.com for easy overview of the Advancements in the different Cub ranks.

Tiger Cubs Advancements

Den _____ Pack _____

Name _____

Address _____




City, State, Zip _____

Date of Birth __/__/__ TELEPHONE _____

Parents Names _____ Joined Pack __/__/





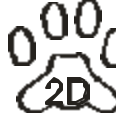










Tiger Patch, Wolf Scarf, Neckerchief Slide __/__/

Tiger Cub Service Star Awarded __/__/

Tiger Cub Motto 	Cub Scout Sign 	Cub Scout Salute 
---	--	--

When you have colored all three of the tiger tracks, you will have earned your Tiger cub belt totem.



	Family Activity (white bead)	Den Activity (orange bead)	Go See It (black bead)
Achievement 1: Making My Family Special			
Achievement 2: Where I Live			
Achievement 3: Keeping Myself Healthy and Safe			
Achievement 4: How I tell It			
Achievement 5: Let's Go Outdoors			

When you have colored all 15 of the tiger paw prints, you will have earned your Tiger badge.

Each time you earn 10 electives you earn a **yellow** tiger track bead.



Tiger Electives	1	2	3	4	5	6	7	8	9	10	DATE
Yellow Tiger track bead											
Yellow Tiger track bead											
Yellow Tiger track bead											
Yellow Tiger track bead											
Yellow Tiger track bead											
Yellow Tiger track bead											
Yellow Tiger track bead											
Yellow Tiger track bead											
Yellow Tiger track bead											

An activity completed twice, **may be** counted as two electives. But try to avoid repetition.

Den _____ Pack _____

NAME

ADDRESS

City, State, Zip _____

Date of Birth / / TELEPHONE _____

Parents Names _____ **Joined** / /

Tiger Patch, Wolf Scarf, Neckerchief Slide / /

Tiger Cub Service Star Awarded / /

BOBCAT BADGE / /

Belt Loops Title

Date

 / /

 / /

 / /

 / /

 / /

 / /

Whittling card


WOLF BADGE, BEAR NECKERCHIEF AND CUB SLIDE (SLIDE IS USED TWO YEARS) / /

BEAR BADGE, WEBELO NECKERCHIEF, COLORS AND WEBELO SLIDE / /

WEBELO BADGE / /

Advancement Trail from Tiger to Arrow of Light

USING BSA CUB BOOKS 2003 EDITION




3 Achievements=4 Gold Beads represented by the 4 sets of Wolf prints (59 tracks through all 12 Achievements) This program is during 2nd Grade



Ceremony to award the Scout his advancement

There are 8 tracks to complete the Bobcat trail

Ceremony to award the Scout his advancement



There are 15 Tiger paws achievements (5 white beads for family activities, 5 orange beads for den activities and 5 black beads for Go See It activities. After the Tiger earns all 15 beads he receives his Tiger patch to put on the back side of his Tiger Cub Belt totem. The Tiger can earn 1 yellow Tiger track beads for every 10 electives he completes. This program is during 1st Grade



These are awarded after the Wolf Badge is earned
 For the first 10 electives a Gold arrow is earned
 For every 10 electives afterwards a Silver arrow is earned

Ceremony to award the Scout his advancement



If a Boy joins Cub Scouts now his first badge will be the Bobcat badge



There are 6 requirements to earn the Arrow of Light

One of them is that a Scout must earn the Webelos Badge and a total of 8 Activity badges that include: Fitness Citizen, Readyman, One from the Outdoor group, one from the Mental Skills group, one from the Technology group, and 2 more of your choice



3 Achievements=4 Red Beads represented by the 4 sets of bear prints (81 tracks through all 12 Achievements) This program is during 3rd Grade

Ceremony to award the Scout his advancement

These are awarded after the Bear Badge is earned
 For the first 10 electives a Gold arrow is earned
 For every 10 electives afterwards a Silver arrow is earned



There are 8 requirements to earn the Webelos Badge

Ceremony to award the Scout his advancement

There are 4 requirements to earn the Compass Badge

Ceremony to award the Scout his advancement



For every 4 activity badges earned a Scout earns a metal "compass point" (only 3 total)

If a Boy joins Cub Scouts now his first badge will be the Bobcat badge

Earned Activity Pins are placed on Webelos Colors

