


Webelos Activity Badge

Naturalist



Prepared By:

Rich Smith

Cubmaster Pack 133

November, 2006

The information in this Activity Badge Outline has come from many sources, including the Internet, BALOO'S BUGLE, the Pow Wow books listed on MacScouter, and some items created especially for this activity by me, often following the requirements of the Webelos Scout book.

Where possible, I have tried to give credit to the source of the material. However, often the same material appears on numerous sites or in numerous sources. My name only appears on worksheets or activities that I developed. If no reference or credit appears on an item, it simply means that it is available from multiple sources or that the source is unknown. I am in no way attempting to take credit for the fine work performed by other Scouters. I have only tried to assemble the available information that I have collected over the years, and supplement it with my own work when the Webelos requirements changed or when a specific need was not met by the available resources. Other Scouters have gone before me in this endeavor, such as Barb Stephens and R. Gary Hendra, and to them I offer my thanks.

Please use this information in the spirit that it was intended – to make the job of the Webelos Leader easier by providing a format to follow with the necessary resources to fulfill the requirements of the Activity Badge, while providing the Scouts with fun and interesting activities!

Rich Smith
Cubmaster
Pack 133
Coatesville, PA



Naturalist

Do these:

1. With your parent, guardian, or Webelos Den Leader, complete the **Respect Character Connection**.
 - a. **Know:** Tell what interested you most when completing the requirements for this activity badge. Tell what you learned about how you can show appreciation and respect for wildlife.
 - b. **Commit:** Tell things that some people have done that show a lack of respect for wildlife. Name ways that you will show respect for and protect wildlife.
 - c. **Practice:** Explain how completing the requirements for this activity badge gives you the opportunity to show respect.

And do five of these:

2. Keep an "insect zoo" that you have collected. You might have crickets, ants, or grasshoppers. Study them for a while then release them. Share your experience with your Webelos Den.
3. Set up an aquarium or terrarium. Keep it for at least a month. Share your experience with your Webelos Den with photos or drawings, or having them visit to see your project.
4. Visit a museum of natural history, nature center, or zoo with your family, Webelos Den, or Pack. Tell what you saw.
5. Watch for birds in your yard, neighborhood, or town for one week. Identify the birds you see and write down where and when you saw them.
6. Learn about the bird flyways closest to your home and identify the birds that use them.
7. Learn to identify poisonous plants and venomous reptiles found in your area.
8. Watch six wild animals (snakes, turtles, fish, birds, or mammals) in the wild. Describe the place (forest, field, marsh, yard, or park) you saw them. Tell what they were doing.
9. Give examples of
 - A producer, a consumer, and a decomposer in the food chain of an ecosystem
 - One way humans have changed the balance of nature
 - How you can help protect the balance of nature
10. Identify a plant, bird, or wild animal that is found only in your area of the country. Tell why it survives only in your area.
11. Learn about aquatic ecosystems and wetlands in your area. Discuss with your Webelos Den Leader or activity badge counselor the important role aquatic ecosystems and wetlands play in supporting lifecycles of wildlife and humans.
12. Identify how litter might be dangerous to the birds and other animals. Clean up the litter. Identify what else you might do to make your neighborhood safer for animals.
13. As a Webelos Scout, earn the Cub Academics belt loop for **Wildlife Conservation**.

Naturalist Signoff

Requirements							
Do this requirement:							
1. Complete the Respect Character Connection .							
Do five of these requirements:							
2. Keep an "insect zoo".							
3. Aquarium or terrarium.							
4. Visit a museum of natural history, nature center, or zoo.							
5. Watch for birds for one week.							
6. Learn about the bird flyways.							
7. Learn to identify poisonous plants and venomous reptiles.							
8. Watch six wild animals.							
9. Give examples of a producer, a consumer, and a decomposer, how humans have changed nature, and how you can help.							
10. Identify a plant, bird, or wild animal that in your area							
11. Aquatic ecosystems/ wetlands							
12. Identify litter in your neighborhood that might be dangerous to birds and other animals. Clean up the litter.							
13. Earn the Belt Loop for Wildlife Conservation .							

Naturalist Activity Badge

1. Premeeting Activities
 - a. Naturalist Word Search *(Handout)*
 - b. Birds of a Feather *(Handout)*
 - c. True or False Quiz *(Handout)*
 - d. Bird Quiz *(Handout)*
 - e. Hidden Nature Items *(Handout)*
 - f. Rare Bird Facts *(Handout)*
 - g. Nature Quiz *(Handout)*
2. Introduction
 - a. Background Information
3. Poisonous Plants and Venomous Reptiles *(Requirement 7)*
 - a. Poison Ivy (Color Me Itchy) *(Handout)*
 - b. Poisonous Plants p 334 *(Handout)*
 - c. Venomous Reptiles p 335 *(Handout)*
4. Bird Flyways p 333 *(Requirement 6)*
 - a. Draw the major bird flyways *(Handout)*
 - b. Identify the birds that use them
5. Take a Hike with your Webelos *(Handouts)*
 - a. Watch Six Animals in the wild p 337 *(Requirement 8)*
 - b. Identifying a unique plant or animal *(Requirement 10)*
 - c. Watch for birds *(Requirement 5)*
6. Game – What Am I
7. Ecosystems and the Balance of Nature p 338 *(Requirement 9)*
 - a. Producers, Consumers, Decomposers *(Handout)*
8. Aquatic Ecosystems and Wetlands p 341 *(Requirement 11)*
 - a. Discussion *(Handout)*
9. How Litter Affects Animals p 341 *(Requirement 12)*
 - a. Discussion *(Handout)*
10. Hidden Nature Items *(Handout)*
11. Activity at Home – Bird Watching p 331 *(Requirement 5)*
 - a. Watch and record birds for 1 week *(Handout)*

Rich Smith
4/14/2006

How To Use These Resources

1. Review the requirements of the Naturalist Activity Badge and become familiar with the requirements. They are relatively simple and straightforward.
2. Decide how to breakup the requirements into Den Meetings. It is very difficult, if not impossible, to successfully complete any of the Activity Badges in a single Den Meeting. Generally it takes at least three sessions to fulfill the requirements.
3. Map out a plan, using the information on the preceding page to fill out each meeting with fun filled activities that will keep your Webelos engaged. Many of the Activity Badges require the Scouts to learn – but do not fall into the trap of making learning *boring* or “*just like school.*” Not that there is anything wrong with school – my wife is an elementary teacher – but every Den Meeting should leave the boys wanting to come back for more.
4. There are many worksheets included in this packet. Remember – only 5 requirements are needed to earn the Naturalist Activity Badge.
5. Start each Den Meeting with a Gathering Activity from the resource list. It will keep the boys occupied and lead into the Naturalist activities.
6. Introduce the Activity Badge using the information from the Introduction to the Naturalist Activity Badge resource, combined with your personal experience.
7. This is the perfect Activity Badge to incorporate a Nature Hike. Use it to fulfill requirements 5, 7, 8 or 10. You may not be able to see everything you need to, but it will be a great start. Stop frequently along the way and discuss what you are “discovering.”
8. Combine activities like a Den Hike or a Field Trip with discussions on nature and our responsibility to protect nature.
9. Break up the Den Meeting with a game from the Naturalist Games resources or with another of the Gathering Activities. This will keep the boys on task.
10. Make the sessions as interesting as you can. The handouts that require discussion and answers (for instance, the Effect of Litter on Wildlife) can be used in two ways – *Static and Active mode*. In the Static mode, ask questions, allow the boys a few minutes to write their answers, and then ask them for their answers. Go around the group and allow only one answer per Scout. Some boys will want to dominate the discussion and give all of their answers at once. By only allowing one answer per boy you insure that all boys will participate. The Active mode makes a game out of every activity. Line the boys up shoulder to shoulder. Ask each boy a question, one at a time. If he answers correctly, he advances one step (or one floor tile). The first boy to reach an arbitrary end line or who advances the farthest wins!
11. Dedicate one meeting night to earning the Wildlife Conservation belt loop.
12. *If possible, take* a Den trip to a Nature Center, a Museum of Natural History, or a Zoo. Make sure that all of the parents are involved, and *plan ahead* for all possibilities.
13. Finish off the month by learning a song or a skit with a nature theme for the Pack Meeting. Choose from the resources contained at the back of this packet or find one from your other resources that better suits your needs or interests.

Introduction to the Naturalist Activity Badge

What is a Naturalist?

A naturalist studies plants and animals – not from books, but living plants and creatures in the wild. The naturalist's world is one to be discovered and investigated. It is as near as a boy's backyard, a nearby park or the woods and fields. It is inhabited by many kinds of insect, birds, plants, animals, trees and other form of life.

Scouting and the outdoors go hand-in-hand. No matter where you live, there is a world of undiscovered secrets waiting to be explored. They could be in a backyard, a nearby park, the woods, fields, or along a country road. All of these places are inhabited with many kinds of insects, birds, plants, animals, trees, and other forms of life.

The goal of the Naturalist Activity Badge is to make Webelos Scouts aware of all the living things in the outdoors, to teach them about plants and animals, and help them develop an appreciation for nature.

This Activity Badge gives a Webelos Scout the chance to develop his natural curiosity and may lead him into a hobby or a vocation through all the exciting, new adventures that can be planned for his Den.

Objectives

- To increase boys' awareness of animal behavior
- To kindle a love of nature
- To teach wildlife conservation
- To encourage Webelos to visit local animal preserves

Resources

- Official Boy Scout Handbook
- Boy Scout Field Book
- Webelos Activities
- Ranger Rick magazine
- National Geographic Magazine

Suggestions For The Leaders

Santa Clara County Council 2001 Pow Wow

- There must be some fun, lightness and fellowship in the teaching of nature or it becomes dry as a bug on a pin!
- If you lack knowledge in nature, never be ashamed of it. Ask knowledgeable parents to help.
- Do every bit of nature you can out-of-doors rather than indoors.
- As far as you can, keep nature a study of “living things as they LIVE” rather than a study of dead things.
- Learn along with the boys. There’s always something new to learn.
- Be as enthusiastic about another person’s first banana slug even though it’s your 456th.

From Scoutxing.com

- Visit your local Scout camp or city park.
- Take a special kind of theme hike, such as one suggested in the Cub Scout Leader How-To Book.
- Invite a Fish and Game Department employee to your Den Meeting. Ask about major problems in the lakes in your area.
- Tour the Botanical Garden or an Arboretum. Find out how many employees are needed to keep the grounds in good shape.
- Visit a zoo with your Den Families. Arrange a private session with one of the zoo docents.
- Make an ant farm
- Make an insect laboratory
- Make bird feeders
- Make terrariums
- Start a nature collection
- Invite a conservationist to visit and talk about some phase of nature
- Make a leaf collection, and leaf prints
- Take a bird's watchers hike. Identify birds, make notes about location, species, etc.
- Collect tadpoles; keep in aquarium and watch them grow
- Make bird migration maps
- Study wildlife homes
- Make a list of all plants in a given area
- Take a nature hike and look for animal tracks
- Make plaster casts of the tracks.

Den Hikes

Source Unknown

Den hikes are an excellent way of exposing boys to the outdoors. Other than in the confines of a building, such as a shopping mall or a school, it is amazing how little people walk outside anywhere anymore. So even a brief urban hike can present new opportunities for discovery. Always have an objective for the hike. It may be to the local ice cream store. Or it may be to a starting point for a treasure hunt. Allow the boys to have some input into the objective.

Not only should there be an objective, but think of some things to do along the way (*if you don't, the boys will*). Boys like to collect things. Use this natural instinct to help them earn their activity badges. For example, keep an eye out while passing constructions sites for different types of wood used in the building of a home. This will help them earn Forester. Note the shape of leaves or clouds. If you don't know much about it, make your library an objective. Or bring books to your home for after the hike, if the library is too far away. You can then share in the excitement of discovery of identifying what you have seen and indirectly teach the boys valuable skills, habit, and resources. For Naturalist, challenge them to collect as many different kinds of insects as they can find on the sidewalk. ***Limit the physical space of the activity or they will run all over the place!***

Hiking is great time to learn songs, especially songs with a cadence or a response. The natural rhythm of walking makes this activity irresistible even for boys who may be too embarrassed to participate in songs in a Den Meeting. Songs pull them together as a group, banish boredom, and make hiking a real joy. The tradition of trail songs is at least centuries old. The voyagers that helped to open up the Northwest part of our country west of the Mississippi in the late 1700's and early 1800's hired on new employees not only based on their physical capability and skills with a canoe, but their ability to sing. Songs helped to ease the fatigue brought on by 14 hour days of paddling and carrying 200 pound loads over swampy uneven harbors.

If the hike is about a mile or so in an area with no facilities, encourage the boys to carry a day pack with such things as snacks, a rain poncho, a canteen or plastic bottle of water, and their Webelos Scout Book. Daypacks can comfortably hold up to about ten pounds. Boys should generally carry no more than about five. They may protest that they can carry more, but once on the trail, they may begin to complain of aching shoulders. Unlike a backpack daypacks have no hip belt to help redistribute weight from their shoulders to their hips. Do not encourage boys to wear a backpack. In any case they are too young for true backpacking. This is an activity and a skill that they will later learn in Boy Scouting.

Leading A Nature Hike

From Bill Smith's Unofficial Cub Scout Roundtable (wtsmith.com)

Try a night hike in the woods, Have the boys identify objects in the dark. How do they describe it? Is the tree's bark smooth or rough? Is there any particular odor connected with it?

Get to know plants and trees without using eyesight. The use of all five senses should be emphasized. It is not enough to merely look and listen but they should taste, feel and smell, too.

At the end of the hike, get each boy to describe what he liked the most. they usually remember the simple things. Don't worry about knowledge. Get out in the fascinating world of nature and enjoy it!

See the Cub Scout Leader How-To Book for many ideas for theme hikes.

Santa Clara County Council 2000 Pow Wow

Nature offers much for the observer. A Webelos Leader can show his Den the beauty of a sunset and the silent wonder of falling snow. He can teach them to listen to the musical notes of the bluebirds in the spring and the rhythmical tap of the woodpecker as he searches beneath the bark for insects. Instill in your boys the sense of wonder first. The names of plants and animals can come later. At the end of a hike, get each boy to describe what he liked most. You will find they usually remember the simple things. Don't worry about your knowledge. Get out in the fascinating world of nature and enjoy it with your boys

Don't be afraid to say, "I don't know" to the boys. After all, none of us has all the answers. You will command more respect in the eyes of the boys if you admit it.

As you start a hike, have one of the boys pick up two small sticks, each about a foot in length. Push the first stick in the ground. Locate the end of the shadow cast by that stick and place the other stick in the ground at the end of the shadow. Ask the boys if they think the shadow will be in a different position at the end of your hike. If they think the shadow will move, ask them which way. At the end of the hike stop back and check the sticks.

Remind the boys to be as quiet as possible since animals are easily frightened and can hear sounds from long distances. During the hike if you wish to take a rest break, have the boys sit in an open area and ask them to be quiet for about 15 minutes. After the rest, ask them what sounds they heard.

The use of all five senses should be emphasized. It is not enough to merely look and listen, but they should taste, feel and smell, too. A frog has a smooth skin and the toad has a rough skin. Crush some California Bay Laurel leaves and smell them. Let them feel the smooth top and rough underside of the Tan Oak. Even if the boys don't remember the name of this shrub the next time they see it, chances are they'll remember how it feels. That is more important. Take care in what the boys taste. Some berries are poisonous--others are edible.

After a cool night, look for spiders in the warming sun rays. Often they are found on goldenrods at the edge of the woods or in the field. Take a strand of web between your fingers and show how the spider will go up and down the web strand like a YO-YO. If a breeze comes along, the spider might "fly". Actually this is known as ballooning. Often the wind will carry a spider and his web strand several hundred feet into the atmosphere.

Try a night hike in the woods. Have the boys identify objects in the dark. What can they tell about it? Is the trees bark smooth or rough? Is there a particular odor connected with it? Get to know plants and trees without the use of your eyes.

Field Trips

Source Unknown

Field trips are a welcome and exciting diversion to the Den Meeting. Ideally, they should enhance and expand the particular activity badge that is currently being worked on. Thus, they should be planned several weeks in advance. The boys will generally enjoy the change in setting and speaker. If you work out the agenda in advance, often the boys can earn several requirements towards the badge without realizing it.

Like any other Den Meeting, a successful field trip demands adequate preparation. Although some may be spontaneous, brought on by an unexpected event or natural occurrence, most should fit neatly into your program. They often can serve to bring a particular aspect of an activity pin to life that may otherwise seem dull and boring. Also, an experienced practitioner may more easily handle the questions and teaching than you can. But in so far as you can, be careful of who you select as the speaker. Ask for someone who is personable and good with children. Lecture should be alternated with some activity to get the kids involved. If this is not possible, suggest that the setting be changed every few minutes. A walking tour often achieves this. Review in advance with the person handling the tour the requirements you feel the tour might cover. It will help the speaker prepare what he is going to say as well as gear the talk to the age group.

Advise the parents weeks in advance of when and where you are going. Ask for volunteers to help drive. Invite them to go along. It may be best to meet together first where your Den Meeting takes place and then go to the field trip site. This seems to eliminate confusion. Tell the parents both the departure time and when you believe you will be back. Try to be punctual. Everyone concerned will appreciate this. Make sure you have signed *permission slips* and a *tour permit*, if appropriate. Finally, prepare the boys for the field trip. Review with them what they are going to do and see. Remind them that they are Scouts and how they behave will reflect on all Scouts. Ask them to think of questions for the person conducting the tour. You might suggest some that follow the guidelines of a particular requirement.

You should prepare a game or two to play with them in case there is an unexpected delay or some wait. When the tour is over, have the boys write a thank you note, either individually or as a Den, to the person who gave the tour. Small courtesies, such as this, are a valuable habit for the boys to get into and are many times deeply appreciated by the person providing the tour.

Phenology Calendar

From Baloo's Bugle July 1998

Phenology: a branch of science dealing with the relations between climate and periodic biological phenomena (as bird migration or plant flowering)

Buy (or have the Webelos make) blank calendar pages and have the boys write in this month's dates.

Have them post it in the kitchen, so it's handy to jot down "things of nature."

List one or two things each day: cardinals at the bird feeder, grass turning green, saw the full moon, etc.

If the boys enjoy this activity, encourage them to keep a phenology calendar for a whole year. Then they can look back and compare nature's cycles.

From Baloo's Bugle July 2000

Phenology

Phenology is the study of periodic changes in plants and animals as they respond to weather, climate, and the seasons. Each spring we anxiously await the first returning robin in the hope of warmer weather. Or I look for the returning Goldfinch. That is a phenological event. It happens every year but the return date depends a lot on the weather. Migration and flowering are two more examples of phenological events.

One good thing about personal observations is that anything in nature is fair game. The arrival of the first robin or goldfinch in spring might be a typical entry in a phenologist's notebook. Another might be the first observation of a flashing firefly in summer. Or how about the return of those pesky dandelions. The last snow or frost of Spring, or the date of the first mosquito bite of the season are entries for the budding Phenologist.

It is a matter of selecting subjects of interest and then setting up a routine for collecting and comparing your data.

The best observations for comparison purposes are those that are made from the same location from year to year. For plant life, a specific site (such as a flower garden) is commonly used. Sometimes, the same plant is a good indicator. For birds, migration, mating rituals or nesting dates are frequently recorded. Birds using flyways migrating from the south back north is yet another observation. The last snow or frost of Spring, the date a local lake freezes in the autumn or the date of the first mosquito bite of the season are all phenological possibilities. A good thing about personal observations is that anything in nature is fair game

Naturalist Word Search

By Rich Smith

Directions

Find the words in the puzzle that are listed below.

The words are horizontal and vertical, forwards and backwards.

All of the words are associated with the Naturalist Activity Badge!

Put the unused letters in the boxes to find a hidden message!

S D R I B P W I L D L I F E
T R E E S N I A H C D O O F
R B S O N A T U R E W A L K
E I R T A T E H A B I T A T
C R E A T U R E S T N A L P
O D W Q U R C T M U S E U M
S F O U R E P T I L E S N A
Y L L A A C A T U R E D M
S Y F R L E O M
T W D I I N S E C T Z O O A
E A L U S T W L
M Y I M T E R R A R I U M S
S W M A R S H

H I D D E N M E S S A G E

P R O T E C T N A T U R E !

AQUARIUM

BIRD FLYWAYS

BIRDS

CREATURES

ECOSYSTEM

FOOD CHAIN

HABITAT

INSECT ZOO

MAMMALS

MARSH

MUSEUM

NATURALIST

NATURE CENTER

NATURE WALK

PLANTS

REPTILES

TERRARIUM

TREES

WILD LIFE

WILD FLOWERS

WOODS

Birds of a Feather

Santa Clara County Council 1999 Pow Wow

1. Birds have been found in every corner of the world except _____.
the Sahara Desert the Antarctic interior tropical jungles the Himalayas
2. Biologists believe that birds developed from _____.
reptiles fishes amphibians insects
3. Birds have something no other animal has: _____.
wings fins webbed feet feathers
4. An Archaeopteryx is a _____.
small dinosaur primitive architecture prehistoric bird form of dodo
5. Penguins cannot fly. Neither can rheas, emus, kiwis or _____.
whooping cranes ostriches wild turkeys ground-based cuckoos
6. Two birds imported from Europe during the last century are the English house sparrow and the _____.
falcon curlew starling warbler
7. Information on flight paths and distribution of birds is scientifically gathered by _____.
macro-photography bird-banding radar photoelectric counters
8. The largest penguin species in the world is called the _____.
king emperor president polar
9. Some birds can do it all--fly, walk, swim and dive. One of these is the _____.
common loon river hawk roadrunner waterthrush
10. There are now close to _____ living species of birds.
1,500 9,000 5,000 15,000
11. An adult ostrich may weigh _____.
45 pounds 160 pounds 210 pounds 345 pounds
12. The smallest bird in the world is the _____.
wood peewee bee hummingbird shrimp owl titmouse
13. Birds of prey, such as hawks and owls, divide the natural world into two parts, _____.
land and water rainforest and desert day and night urban and rural
14. The Great Auk, the Carolina parakeet, the passenger pigeon and the ivory -billed woodpecker share a common problem: _____.
they cannot fly they are extinct sensitivity to cold vanishing habitat

Birds of a Feather

Santa Clara County Council 1999 Pow Wow

1. Birds have been found in every corner of the world except _____.
the Sahara Desert the Antarctic interior tropical jungles the Himalayas
2. Biologists believe that birds developed from _____.
reptiles fishes amphibians insects
3. Birds have something no other animal has: _____.
wings fins webbed feet feathers
4. An Archaeopteryx is a _____.
small dinosaur primitive architecture prehistoric bird form of dodo
5. Penguins cannot fly. Neither can rheas, emus, kiwis or _____.
whooping cranes ostriches wild turkeys ground-based cuckoos
6. Two birds imported from Europe during the last century are the English house sparrow and the _____.
falcon curlew starling warbler
7. Information on flight paths and distribution of birds is scientifically gathered by _____.
macro-photography bird-banding radar photoelectric counters
8. The largest penguin species in the world is called the _____.
king emperor president polar
9. Some birds can do it all--fly, walk, swim and dive. One of these is the _____.
common loon river hawk roadrunner waterthrush
10. There are now close to _____ living species of birds.
1,500 9,000 5,000 15,000
11. An adult ostrich may weigh _____.
45 pounds 160 pounds 210 pounds 345 pounds
12. The smallest bird in the world is the _____.
wood peewee bee hummingbird shrimp owl titmouse
13. Birds of prey, such as hawks and owls, divide the natural world into two parts, _____.
land and water rainforest and desert day and night urban and rural
14. The Great Auk, the Carolina parakeet, the passenger pigeon and the ivory -billed woodpecker share a common problem: _____.
they cannot fly they are extinct sensitivity to cold vanishing habitat

Answers:

- (1) the Antarctic interior (2) reptiles (3) feathers (4) prehistoric bird (5) ostriches
(6) starling (7) bird banding (8) emperor (9) common loon (10) 9,000
(11) 345 pounds (12) bee hummingbird (13) day and night (14) they are extinct.

True or False

From Baloo's Bugle July 1998

1. The world's largest bird, the ostrich, can weigh as much as 300 pounds. _____
2. The hummingbird is the smallest bird in the world. _____
3. Swifts can fly faster than Peregrine falcons. _____
4. Aviators have seen ducks flying at 30,000 feet altitude. _____
5. The number of species of bird is about 5,000. _____
6. All birds build nests. _____
7. Widgeons can lay as many as 18 eggs at one time. _____
8. Robins lay blue eggs. _____
9. No bird can fly backwards. _____
10. The Trumpeter Swan is the heaviest of all flying fowl. _____

True or False

From Baloo's Bugle July 1998

1. The world's largest bird, the ostrich, can weigh as much as 300 pounds. _____
2. The hummingbird is the smallest bird in the world. _____
3. Swifts can fly faster than Peregrine falcons. _____
4. Aviators have seen ducks flying at 30,000 feet altitude. _____
5. The number of species of bird is about 5,000. _____
6. All birds build nests. _____
7. Widgeons can lay as many as 18 eggs at one time. _____
8. Robins lay blue eggs. _____
9. No bird can fly backwards. _____
10. The Trumpeter Swan is the heaviest of all flying fowl. _____

Answers

1. True
2. True
3. True
4. False, about 8,000 feet.
5. False, about 800.
6. False, cowbirds deposit their eggs in the nest of other birds.
7. True
8. True.
9. False, the hummingbird can.
10. True, at 38 pounds.

Bird Quiz

From Baloo's Bugle March 2006

- 1) What is the state bird of Pennsylvania?
 - a. Ruffed Grouse
 - b. Dodo Bird
 - c. Penguin
- 2) What is the National bird of the USA?
 - a. Turkey
 - b. Bald Eagle
 - c. Chicken
- 3) Choose one raptor:
 - a. Dinosaur
 - b. Seal
 - c. Eagle
- 4) Which bird is often eaten on Thanksgiving?
 - a. Rooster
 - b. Turkey
 - c. Roadrunner
- 5) What bird can't fly, but can run a speed of about 40 miles an hour?
 - a. Cheetah
 - b. Eagle
 - c. Ostrich
- 6) What bird can dive for another bird at 200 miles an hour?
 - a. Eagle
 - b. Peregrine Falcon
 - c. Pelican
- 7) Which bird pokes holes in other bird's eggs to make sure there's enough food for them?
 - a. Wren
 - b. Falcon
 - c. Knife
- 8) Which bird eats almost anything, including fruit?
 - a. Vulture
 - b. Crow
 - c. Sparrow
- 9) What is one of the smallest birds?
 - a. California Condor
 - b. Vulture
 - c. Hummingbird
- 10) Which bird is almost all red?
 - a. Herring Gull
 - b. Cardinal
 - c. Owl
- 11) Which bird lives entirely on fish, and is nicknamed "fishhawk"?
 - a. Peregrine Falcon
 - b. Eagle
 - c. Osprey
- 12) Which kind of bird doesn't build nests and just lays eggs on a cliff or in a cave?
 - a. Flycatcher
 - b. Blue Jay
 - c. Vulture
- 13) What bird is gray, eats at a feeder and is real gentle?
 - a. Sharp-shinned hawk
 - b. Mourning Dove
 - c. Cardinal

- 14) Which bird best fits the following description: "Brown with a white head, is very large and steals fish from Osprey."
- a. Bald Eagle b. Osprey c. Rooster
- 15) What finch has a purple head but is not injured?
- a. House Finch b. Purple Finch c. Cardinal Finch
- 16) Which bird will warn you off with screams and if you don't go away, will strike?
- a. Goshawk b. Wren c. Condor
- 17) What bird eats berries (listed here)?
- a. Vulture b. Goshawk c. Catbird
- 18) What bird returns each year to San Juan Capistrano?
- a. Swallow b. Blue Jay c. Vulture

Answers

- | | | | |
|------|-------|-------|-------|
| 1. A | 6. B | 11. C | 16. A |
| 2. B | 7. A | 12. C | 17. C |
| 3. C | 8. B | 13. B | 18. A |
| 4. B | 9. C | 14. A | |
| 5. C | 10. B | 15. B | |

Hidden Nature Items

From Baloo's Bugle July 2005

In the following sentences you will find hidden the 16 words listed below. They may be contained within one word or parts of several words. Circle each one as you find it.

Example: grass The **grass**hopper jumped high.

worm	bee	tree	flower
fly	bug	leaf	carrot
lizard	garden	plant	bush
frog	acorn	leaves	ant

1. The antics of the clown made everyone laugh.
2. Lindbergh was a famous flyer.
3. Liz Arden was pale after being sick.
4. He didn't plan to leave so fast.
5. If Roger goes to the park I'll go also.
6. The camp lantern does not work.
7. The car rotates badly when driving through slippery mud.
8. Be easy on yourself, relax for awhile.
9. The dune buggy went fast.
10. A corny joke can be so unfunny that it's funny.
11. The best reeds were picked for basket making.
12. When Mr. Van Gard entered the room everybody looked his way.
13. A light dew or mist helps water the greenery in the park.
14. He picked a bushel of apples from the orchard.
15. The lava flow erupted from the volcano.

Hidden Nature Items

From Baloo's Bugle July 2005

In the following sentences you will find hidden the 16 words listed below. They may be contained within one word or parts of several words. Circle each one as you find it.

Example: grass The **grass**hopper jumped high.

worm	bee	tree	flower
fly	bug	leaf	carrot
lizard	garden	plant	bush
frog	acorn	leaves	ant

1. The **antics** of the clown made everyone laugh.
2. Lindbergh was a famous **flyer**.
3. **Liz Arden** was **pale after** being sick.
4. He didn't **plan to leave** so fast.
5. **If Roger** goes to the park I'll go also.
6. The camp **lantern** does not work.
7. The **car rotates** badly when driving through slippery mud.
8. **Be easy** on yourself, relax for awhile.
9. The dune **buggy** went fast.
10. **A corny** joke can be so unfunny that it's funny.
11. The best **reeds** were picked for basket making.
12. When Mr. Van **Gard entered** the room everybody looked his way.
13. A light **dew or mist** helps water the greenery in the park.
14. He picked a **bushel** of apples from the orchard.
15. The lava **flow erupted** from the volcano.

Rare Bird Facts

By Barb Stephens

Fill in the correct answer(s).

1. What is the fastest flying bird? _____
2. How high can birds fly? _____
3. What is the Pennsylvania State Bird? _____
4. What bird has become extinct in the last 75 years? _____
5. Why do all birds build nests? _____
6. Name three "major league" birds. _____
7. Which birds can fly backwards? _____
8. What bird is known for its famous deliveries? _____
9. What is the largest bird in North America? _____
10. What is the smallest bird in the world? _____
11. List three birds that cannot fly. _____
12. What color is a bluebird? _____



Rare Bird Facts

By Barb Stephens

Fill in the correct answer(s).

1. What is the fastest flying bird? _____
2. How high can birds fly? _____
3. What is the Pennsylvania State Bird? _____
4. What bird has become extinct in the last 75 years? _____
5. Why do all birds build nests? _____
6. Name three "major league" birds. _____
7. Which birds can fly backwards? _____
8. What bird is known for its famous deliveries? _____
9. What is the largest bird in North America? _____
10. What is the smallest bird in the world? _____
11. List three birds that cannot fly. _____
12. What color is a bluebird? _____

Answers

1. Swifts have been timed at 200 mph.
2. A vulture has been seen flying at 25,000 feet, but most birds rarely fly above 3,000 feet.
3. Ruffed Grouse
4. Passenger Pigeon
5. Birds build nests to "house" their eggs while they incubate
6. Blue Jay, Cardinal and Oriole
7. Hummingbirds or any bird using fluttering flight
8. Stork
9. Trumpet Swan
10. Bee Hummingbird of Cuba - 2.25" long
11. Kiwi, Penguin, Ostrich, Emu
12. It appears blue because of reflection and diffraction of light due to the structure of feathers

Nature Quiz

By Barb Stephens

Circle the best answer for each question.

1. All birds have:

- a. feathers
- b. two legs
- c. teeth

2. An annual flower blooms:

- a. every year
- b. twice a year
- c. only once

3. A monsoon is a:

- a. flower
- b. animal
- c. wind

4. In a hive, the worker bees are called:

- a. drones
- b. workers
- c. queen bees

5. A starfish has:

- a. five or more arms
- b. three arms
- c. four arms

6. A salamander is:

- a. a shrub
- b. an amphibian
- c. a fish

7. A snake's shedding of its skin is called:

- a. pelting
- b. molting
- c. sloughing

8. A geyser is a volcano of boiling:

- a. water
- b. oil
- c. lava

9. Rats belong to the family of:

- a. felines
- b. rodents
- c. reptiles

10. Watering soil to help make it fertile is called:

- a. rotation
- b. selection
- c. irrigation

11. A fungus is:

- a. a tropical tree
- b. plant growth
- c. a wild animal

12. A whale is a:

- a. mammal
- b. fish
- c. amphibian

Nature Quiz

By Barb Stephens

Circle the best answer for each question.

1. All birds have:
a. feathers
2. An annual flower blooms:
c. only once
3. A monsoon is a:
c. wind
4. In a hive, the worker bees are called:
b. workers
5. A starfish has:
a. five or more arms
6. A salamander is:
b. an amphibian
7. A snake's shedding of its skin is called:
b. molting
8. A geyser is a volcano of boiling:
a. water
9. Rats belong to the family of:
b. rodents
10. Watering soil to help make it fertile is called:
c. irrigation
11. A fungus is:
b. plant growth
12. A whale is a:
a. mammal

Score:

10-12 right = Super Naturalist

7-9 right = Almost made it

4-6 right = Read your Webelos book

1-3 right = Back to the backyard for you!

Naturalist Activity Badge

Watch for Birds for One Week

Requirement 5

1. Bird # 1
a. Name of Bird _____
b. Where observed _____
c. When observed _____
d. Notes _____
2. Bird # 2
a. Name of Bird _____
b. Where observed _____
c. When observed _____
d. Notes _____
3. Bird # 3
a. Name of Bird _____
b. Where observed _____
c. When observed _____
d. Notes _____
4. Bird # 4
a. Name of Bird _____
b. Where observed _____
c. When observed _____
d. Notes _____
5. Bird # 5
a. Name of Bird _____
b. Where observed _____
c. When observed _____
d. Notes _____
6. Bird # 6
a. Name of Bird _____
b. Where observed _____
c. When observed _____
d. Notes _____

Naturalist Activity Badge

Watch Six Wild Animals in the Wild

Requirement 8

1. Animal # 1
a. Type of Animal _____
b. Where observed _____
c. Doing what? _____
d. Notes _____
2. Animal # 2
a. Type of Animal _____
b. Where observed _____
c. Doing what? _____
d. Notes _____
3. Animal # 3
a. Type of Animal _____
b. Where observed _____
c. Doing what? _____
d. Notes _____
4. Animal # 4
a. Type of Animal _____
b. Where observed _____
c. Doing what? _____
d. Notes _____
5. Animal # 5
a. Type of Animal _____
b. Where observed _____
c. Doing what? _____
d. Notes _____
6. Animal # 6
a. Type of Animal _____
b. Where observed _____
c. Doing what? _____
d. Notes _____

Naturalist Activity Badge

Identify Poisonous Plants and Venomous Reptiles

Requirement 7

1. Plant # 1

- a. Color _____
- b. Leaves _____
- c. Fruit _____
2. Plant # 2

- a. Color _____
- b. Leaves _____
- c. Fruit _____
3. Plant # 3

- a. Color _____
- b. Leaves _____
- c. Fruit _____

1. Reptile # 1

- a. Type _____
- b. Markings _____
- c. Home _____
2. Reptile # 2

- a. Type _____
- b. Markings _____
- c. Home _____
3. Reptile # 3

- a. Type _____
- b. Markings _____
- c. Home _____


Poison Ivy... COLOR IT ITCHY!

Nobody wants to get Poison Ivy. It makes your skin get red and break out in very, very itchy bumps.


What's the best way not to get Poison Ivy? By knowing what it looks like!

This is not always easy. Poison Ivy can have shiny leaves or dull leaves. It can grow close to the ground or up on trees and posts. Sometimes, it has tiny white flowers. Other times, it has pale green berries.

But one thing about Poison Ivy never changes. Its leaves always grow in groups of three!





Poison Ivy leaves can have edges with teeth on them. Color these leaves green.



In the spring, Poison Ivy leaves are small and young. Color these leaves red.

Or Poison Ivy leaves can have smooth edges. Color these green too.



In the summer, the leaves get bigger and turn green.



In the fall, Poison Ivy leaves can turn yellow, red, or orange.



In the winter, Poison Ivy loses its leaves, but not its hair! That's how you can tell the stems of Poison Ivy in the winter. But be careful, it's still poisonous! Color these stems brown.

From Baloo's Bugle July 2004

Naturalist Activity Badge

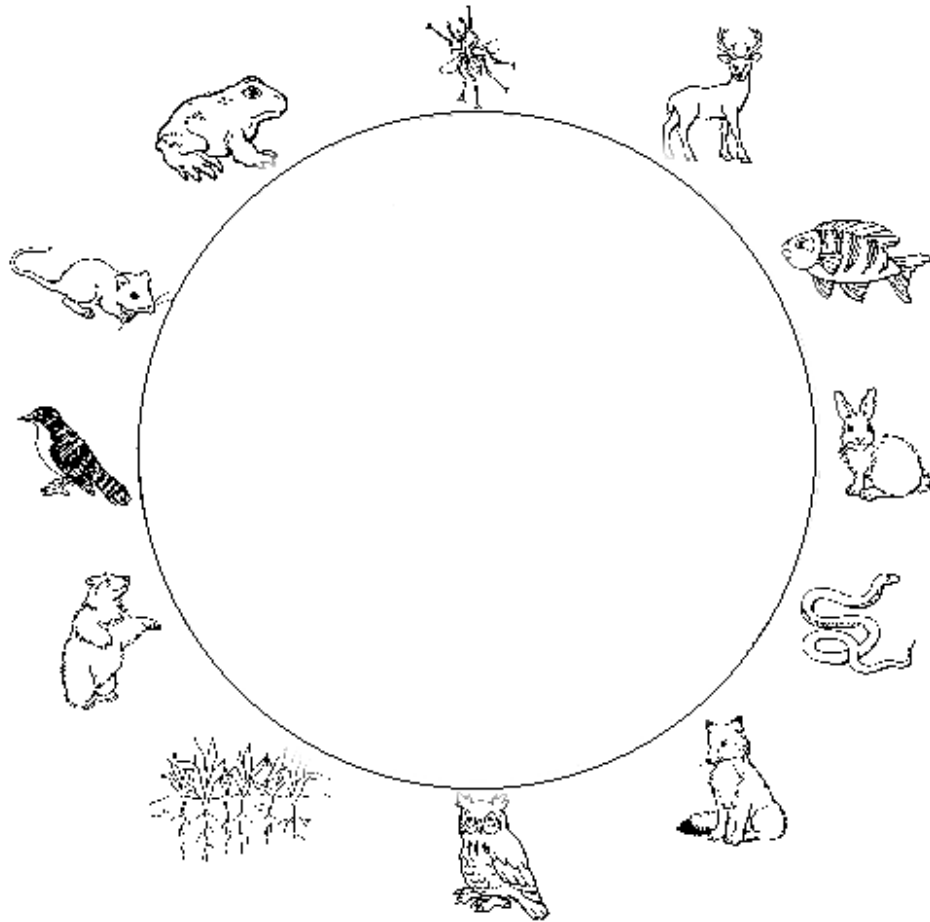
Requirement 9

Food Web

Source Unknown

Draw a line from each animal to the thing it would eat.

Decide if each animal is a carnivore, herbivore, or omnivore.



What is a producer? _____

What is a consumer? _____

What is a decomposer? _____

Naturalist Activity Badge

Requirement 9

Food Chain or Ecosystem

Circle Ten Council Pow Wow 1999

Animals and plants live together in communities called ecosystems. All the living things in an ecosystem are linked together in food chains.

Here's an example of a food chain.

This is the grass.




This is the grasshopper that eats the grass.



This is the frog that eats the grasshopper that eats the grass.



This is the snake that eats the frog that eats the grasshopper that eats the grass.



Can you draw another example of a food chain?

Naturalist Activity Badge

How Humans Have Changed the Balance of Nature

Requirement 9

How Do Animals Become Extinct?

1. _____
2. _____
3. _____
4. _____
5. _____
6. _____
7. _____
8. _____
9. _____
10. _____
11. _____
12. _____
13. _____
14. _____
15. _____
16. _____
17. _____
18. _____

Naturalist Activity Badge

Requirement 9

How Do Animals Become Extinct?

From Various Internet Sites

1. Natural Causes - the change in either the physical or the biological environment is the key to extinction. The vulnerability of a species depends on a wide variety of factors, such as its total population size, geographical distribution, reproductive ability, ecological relations with other species, and genetic characteristics.
2. Hunting – Hunting has been an important contributor to the extinction of certain animals.
3. Fur Trade – Humans have used furs for clothing, rugs, and tents for centuries. But the senseless killing of a large number of mammals for their hides alone is a rather recent occurrence. (Examples – the Koala bear, the Snow Leopard)
4. Overexploitation - Overexploitation is the disappearance of so many individuals that the population is cannot maintain itself. Since the 1600s, worldwide overexploitation of animals for food and other products has caused numerous species to become extinct or endangered. (Example – whale hunting)
5. Trade - Many animals continue to suffer for the other products they can provide. Butterflies are commonly used for decoration. The skins of crocodiles, alligators, and snakes are made into shoes and handbags. The shells of Giant sea turtles, used to make tortoiseshell objects, have helped to make them endangered. Millions of birds are killed so their feathers can be used to make hats and clothing. The elephant is highly prized for its ivory tusks. Their populations in Kenya alone have decreased by two-thirds in only eight years. The elephant population in Ruwenzori National Park has dropped from 3,000 to 150 individuals since 1972. The ivory trade is responsible for the deaths of 50,000 to 150,000 elephants each year. The rhinoceros, killed for its horn, which is prized as a medicine and aphrodisiac, is also critically endangered.
6. Collection – Zoos, laboratories, personal collections, pets
7. _____
8. _____

Naturalist Activity Badge

Identify a Plant or Animal Unique to Your Area

Requirement 10

By Rich Smith

What is the name of the plant? _____

Where is this plant found? _____

Why does this plant survive in this area? _____

What is the name of the bird or animal? _____

Where is this bird or animal found? _____

Why does this bird or animal survive in this area? _____

Naturalist Activity Badge

Aquatic Ecosystems and Wetlands In Your Area

Requirement 11

By Rich Smith

Where are these aquatic ecosystems and wetlands found? _____

Are they in any danger? _____

How do they support wildlife in the area? _____

How do they support or affect human life in the area? _____

Naturalist Activity Badge

The Effect of Litter on Wildlife

Requirement 12

By Rich Smith

How can litter be dangerous to birds? _____

How can litter be dangerous to other animals? _____

Where does the litter come from? _____

Look around your neighborhood for litter and clean it up.

What kind of litter did you find? _____

What else can you do to make your neighborhood safer for animals? _____

Naturalist Activity Badge

The Effect of Litter on Wildlife

Requirement 12

By Rich Smith

How can litter be dangerous to birds? Birds could eat something harmful to them, or become entangled in litter, such as fishing line, bottles, or plastic rings that hold soda cans together.

How can litter be dangerous to other animals? Any animal could eat something harmful to them, or become entangled in litter, such as fishing line, bottles, or plastic rings that hold soda cans together. Here are some pictures of a flathead catfish in Wichita that tried to swallow a small ball.



Where does the litter come from? People – and only people! Yes animals can get into trash cans and spread litter around, but they do not create litter! Litter mostly comes from careless people who do not dispose of trash properly. Perhaps they just threw it on the ground, but they also could have put it in a trash can without a lid, and the wind blew it out.

What kind of litter did you find? Answers will vary.

What else can you do to make your neighborhood safer for animals? Make sure that trash and garbage is properly disposed in containers with tightly fitted lids. Pick up any litter that you see and throw it away, if you can safely do so. Try to recycle as much as possible so that items that will not decay in landfills are used again.

Naturalist Games

Santa Clara County Council 1998 Pow Wow

Name and Tell

Form a circle. First boy names a natural object beginning with the letter A and tells one thing about it. Next boy names a B object and tells one thing about it. Continue around the circle through the alphabet. Examples: A is for air; we breathe it. B is for birds; they fly. C is for clouds; they carry rain.

Mixer Nature Game

Have a list of familiar birds, animals, trees or insects and write the name of each on a card. Each week pin a card from one of these groups to the back of each Webelos Scout as he enters the meeting. Each boy must guess who he is by asking questions that can be answered with a yes or no. When he has successfully guessed, the card is then pinned to the front of his chest.

Santa Clara County Council 2000 Pow Wow

Sleeping Bear

One boy is the Bear and sits blindfolded in the center. He places a stuffed teddy bear Cub about one arm's length away from him. Other Webelos gather in a large circle. As the Bear counts to twenty, The players quietly try to sneak in to steal the Cub The Bear points to anyone he hears, and that player must go back. The player who succeeds in stealing the Cub wins and becomes the next Bear.

Fin Fur or Feather

Scouts stand in a circle. The boy in the middle holds a beanbag and tosses it toward one of the boys in the circle. While it's in the air he shouts either Fin, or Fur, or Feather. The boy who catches the beanbag must name an appropriate animal or bird in that category with in ten seconds. (Scouts can help by counting out loud.) If the name is duplicated, or if the boy can't think of one he is out of the circle Play until one person is left.

From Baloo's Bugle July 1998

Animal Tracks

Make up outlines of various animal footprints, which are common in your area. Number the tracks. Write the animal name on a separate card. Lay out the footprints and give each boy a chance to match the correct animal name to the footprint number.

Practice this game several times before going out on a hike to look for footprints in the mud or sand. Take along casting materials and bring back "real" footprints.

Take this game to the Pack Meeting and let adults try it.

Naturalist Games

Santa Clara County Council 2001 Pow Wow

Find 'Em

Each Webelos Scout is given a written list of things that may be spotted along a hike route, with a point score for each. First player to find one reports to the leader and is given the appropriate score. The players have to stay quiet and they do not touch any of the things they find.

Examples:	Bird's nest	20 points
	Oak leaf	2 points
	Steller's Jay	10 points
	Madrone tree	5 points
	Dandelion	1 point
	Poison oak	10 points
	Any animal track	15 points

Tree Tagging

Divide den into two teams. Give each team twenty strips of cloth and a felt-tip pen. Object of the game is for the teams to tag as many different kinds of trees as possible, making correct identification. Set the boundary and a time limit. At the end of the time, go over with the boys each tree they tagged and remove the cloth strips. The winners are the team with the most correct tags.

Memory Hunt

Divide den into two teams. Each team is seated facing the same scene. For two minutes, all team members study the view in front of them, trying to memorize all plants, trees, and animal life, including insects and birds. At the end of two minutes, both teams turn around and list everything they remember. Longest correct list wins.

Food Chain

This game requires a leader with some knowledge of plants and animals. Find an insect nest or hive. Tell the boys to observe the insects and report what is below and above them in the food chain; in other words, what the insects eat and what other insects or animals prey upon them. This contest should last until the Scouts have discovered at least one food the species eat; it may continue as long as their interest lasts.

Square Foot Claim

Each Webelos Scout "stakes a claim" on a foot square piece of ground. He studies carefully for signs of life--grass, weeds, adult insects, larvae, feathers, worms, etc. Also don't forget the animal or insect tracks. How many kinds of life can you find?

Naturalist Skits

Santa Clara County Council 2000 Pow Wow

Nature Theme Riddles

1. When is a baseball player like a spider? (When he catches a fly.)
2. How do bees dispose of their honey? (They cell it)
3. Which insect eats the least? (The moth. It eats holes.)
4. Why is a frog never thirsty? (Because in an instant, he can make a spring)
5. What kind of bird is present at every meal? (A swallow.)
6. Why is the letter A like a sweet flower? (Because a B (bee) is always after it.)

Hiking with Bugs

From Baloo's Bugle July 2006

Personnel: 6 Cubs (Cub 2 should be the smallest).

Equipment:

A tent set up as in the out of doors,
2 small flashlights.

Setting: 4 very tired and dirty Cubs, are scratching and examining their bites

CUB 1: Boy am I glad to be back from that hike. I'm tired.

CUB 2: The mosquitoes must have called up all of their relatives and told them we were coming. I've been eaten alive.

CUB 3: They said a day hike, not an all day hike. Not only were we out near the river, but we were out all day. Gave those critters too much of a chance to eat at me.

CUB 4: I feel the same way. I couldn't feel worse if I'd been run over by a semi-truck.

CUB 1: Bugs! Bugs, everywhere. I wouldn't mind if they didn't itch so much.

CUB 3: The blisters don't hurt as much as the itch itches.

CUB 4: Those insects hadn't seen human being in years. Here put some of this on all the spots.

(Boys pass around a first aid ointment. Little lights start flashing in the dark - use 2 boys waving small flashlights)

CUB 2: We'd better get inside our tent now! The bugs are out looking for us with flashlights.

Naturalist Skits

From Baloo's Bugle July 1998

Fishing Skit

- Scene:** Cub 1 is standing on the street corner, and the other boys approach him one at a time.
- Cub 1:** Where did you go on vacation?
- Cub 2:** My family went fishing at the lake.
- Cub 1:** Can't catch nothin' there! Everybody knows that these lakes are very poor for fishing!
- (These lines are repeated by Cubs 2 through 5.)
- Cub 2:** No sir, I caught this Sole. (Hold up an old shoe on a line.)
- Cub 3:** No sir, I caught this Snapper. (Rubber band sling shot.)
- Cub 4:** No sir, I caught these Shellfish. (Shell Oil cans in a net.)
- Cub 5:** No sir, I caught this Skate. (Roller skate.)
- Cub 6:** (Enters running and hands a pole to Cub 1.)
- Cub 1:** Wait a minute, what did you catch?
- Cub 6:** An old crab. Gotto go...(And runs off quickly.)

Cubmaster enters with a large foil hook attached to the seat of the pants.

From Baloo's Bugle July 1998

Jokes

What do you get if you cross an insect with a rabbit?

Bugs Bunny

What is black and white and red all over?

A sunburned zebra.

A skunk with diaper rash

A blushing penguin.

Naturalist Skits

From Baloo's Bugle March 2006

"Did You See That?"

San Gabriel Valley, Long Beach, Verdugo Hills Councils

Stanley: *(in a strong European accent)* "Hello there, I am Arthur Stanley Livingstone, the world famous ornithoptitologist! (That means I watch birds, you know.) And this is my nephew and assistant, Todd. Say hello Todd."

Todd: *(not really paying attention)* "H'lo"

Stanley: We are here today on location in the midst of the African rain forest, and we should see some very rare birds indeed! I can hardly contain myself. Right Todd?

Todd: "Oh. Uh, yeah."

Stanley slowly, carefully stalks along, looking around, listening for the slightest peep. Todd shuffles after him.

Stanley: *(Turns around, stares with wide open eyes for a second, then jumps up and down)* Did you see that!! Did you see that!!

Todd: "Er, what"

Stanley: "You mean you missed it?"

Todd: *(Pauses a second, then admits it)* Uh, yeah

Stanley: Well! My word. Todd, that was a very rare bird, the Oohweeoo-plit-plit-plit-awaah. And you missed it. It's named after it's call, you know."

Todd: Mmm, what's it sound like?

Stanley: *(After a suspenseful pause)* Peep!

Stanley continues his slow stalking and looking around, Todd follows after him.

Stanley: *(Stops and looks up wide-eyed. Todd walks into him)* Did you see that!! Did you see that!!!

Todd: Er, um, well

Stanley: *(Somewhat cross)* Well?

Todd: No.

Stanley: *(Makes a long sigh)* Now that, my dear boy, was an Ooh-aah bird. Have you heard of the ooh-aah bird?

Todd: No

Stanley: The Ooh-ahh bird, Todd, is a three-pound bird that lays a four-pound egg." Pantomiming the egg-laying process "Oooooooooooh .. ahhhhhhhhhh!!!"

Stanley and Todd continue their pacing about the stage

Stanley: *(Turns around and yells at Todd)* Did you see that!! Did you see that!!!

Todd: *(Deciding to be clever)* Er, um, ah, yes! Yes, I did see that!

Stanley: Then why in the blazes did you step in it?

Naturalist Skits

From Baloo's Bugle March 2006

Flock of Seagulls

Sam Houston Area Council

Using Red Skelton's Gertrude and Heathcliff jokes, each Cub can tell their own joke.

Everyone in the skit has their thumbs in their armpits to make wings, and flap their elbows.

Cub 1: Hey, tell me (cub 2's name) what's a polygon?

Cub 2: That's easy. A polygon is a dead parrot.

Cub 2: (Cub 3's name), did you hear about Willie the Duck?

Cub 3: No, what happened to Willie the Duck.

Cub 2: He flew upside down and quacked up.

*All of the seagulls act like a jet just went by and
blew them sideways*

Cub 3: What was that?

Cub 1: That was a jet.

Cub 3: How can he fly so fast?

Cub 1: You'd fly fast too, if your tail was on fire.

Bird Jokes

Sam Houston Area Council

From Baloo's Bugle March 2006

Q: Why do hummingbirds hum?

A: Because they forgot the words!

Q: What do you get if you cross a canary and a 50-foot long snake?

A: A sing-a-long!

Q: Where does a 500-pound canary sit?

A: Anywhere it wants!

Naturalist Songs

From Baloo's Bugle July 1998

The Coming of the Frogs

Tune: Battle Hymn of the Republic

Mine eyes have seen the horror of the coming of the frogs,
They are sneaking thru the swamps and they are lurking in the logs.
You can hear their mournful croaking through the early morning fog
The frogs keep hopping on.

Chorus:

Ribet, ribet, ribet, croak, croak.
Ribet, ribet, ribet, croak, croak
Ribet, ribet, ribet, croak, croak
The frogs keep hopping on.

The frogs have grown in numbers and their croaking fills the air.
There's no place to escape because the frogs are everywhere.
They've eaten all the flies and now they're hungry as a bear.
The frogs keep hopping on.

Chorus:

Ribet, ribet, ribet, croak, croak.
Ribet, ribet, ribet, croak, croak
Ribet, ribet, ribet, croak, croak
The frogs keep hopping on.

They've hopped into the living room and headed down the hall,
They have trapped me in the corner and my back's against the wall.
And when I opened up my mouth to give the warning call,
This was all I heard!

Chorus:

Ribet, ribet, ribet, croak, croak.
Ribet, ribet, ribet, croak, croak
Ribet, ribet, ribet, croak, croak
The frogs keep hopping on.

Naturalist Songs

From Scoutxing.com

Calamine Lotion

Tune: My Bonnie Lies Over The Ocean

My body needs calamine lotion,
My body's all read, you can see,
The flowers I picked for my mother,
Turned out to be poison ivy.

Chorus

Don't touch! Don't touch!
Because it's poison ivy, ivy,
Don't touch! Don't touch!
Because it's poison ivy, ivy.

Bird Watching Is So Grand

From Baloo's Bugle March 2006

Heart of America Council

Tune: A Hunting We Will Go

Binoculars in our hands
Spying out the land,
In the air and in the trees
Bird watching is so grand.

All colors and shapes they come
Yellows, reds, and blues
Robins, bluebirds, chickadees
And eagles flying, too.

Stop, look and listen,
Hoot owls and quacking ducks
Hummingbirds and tweety birds
You'll hear with any luck.

Binoculars in our hands
Spying out the land,
In the air and in the trees
Bird watching is so grand.

Naturalist Activity Badge

By Rich Smith

What Am I?

Cut out the names of different words associated with Naturalist that are listed on the following pages.

Pin or tape the names to the back of each boy.

He must try to guess the word on his back by asking the other boys questions that can *only* be answered by “yes” or “no.”

Help by asking questions on the boy’s behalf if a boy gets stuck. Don’t let him get frustrated!

You may be amazed at how fast the boy’s develop a logical progression in their questions.

Naturalist

Poisonous Plants

Habitat

Aquarium

Ecosystem

Tracks

Venomous Reptiles

Terrarium

Carnivores

Herbivores

Omnivores

Bird Flyways

Naturalist Activity Badge

Learn About Bird Flyways

Requirement 6

By Rich Smith

Draw the major bird flyways on the map of the United States.

Which one is closest to your home? _____

Flyway #1

Name: _____

Location (East-West): _____

Northernmost point: _____

Southernmost point: _____

What birds use it? _____

Flyway #2

Name: _____

Location (East-West): _____

Northernmost point: _____

Southernmost point: _____

What birds use it? _____

Flyway #3

Name: _____

Location (East-West): _____

Northernmost point: _____

Southernmost point: _____

What birds use it? _____

Flyway #4

Name: _____

Location (East-West): _____

Northernmost point: _____

Southernmost point: _____

What birds use it? _____

Naturalist Activity Badge

Learn About Bird Flyways

Requirement 6

By Rich Smith

Draw the major bird flyways on the map of the United States.

Which one is closest to your home? _____

Flyway #1

Name: Atlantic Flyway

Location (East-West): Offshore waters of the Atlantic Coast west to the Allegheny Mtns

Northernmost point: Canada and Greenland

Southernmost point: Florida and south

What birds use it? Canvasbacks, Redheads and Lesser Scaups

Flyway #2

Name: Mississippi Flyway

Location (East-West): Michigan to Montana

Northernmost point: Canada and Alaska

Southernmost point: Louisiana, Gulf of Mexico

What birds use it? Ducks, geese, shorebirds, blackbirds, sparrows, warbler & thrushes

Flyway #3

Name: Central Flyway

Location (East-West): Missouri River to the Rocky Mountains

Northernmost point: Canada and Alaska

Southernmost point: Texas and Mexico

What birds use it? _____

Flyway #4

Name: Pacific Flyway

Location (East-West): Rocky Mountains to the Pacific Ocean

Northernmost point: Western Canada and Alaska

Southernmost point: California and Mexico

What birds use it? Arctic Terns, gulls, ducks and other water birds

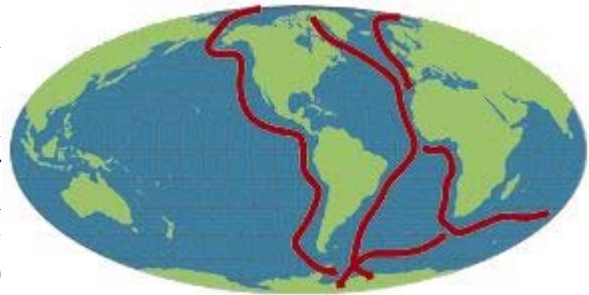
Rapid Transit: the ins and outs of bird migration

From whyflies.org

Let's face it--when it comes to dealing with winter, most birds seem an awful lot smarter than humans. Instead of griping about the weather, they simply head for a warmer climate. Let's look at a few facts on bird migration:

- What's the record for the longest migration on the planet?

The arctic tern flies a phenomenal round trip that can be as long as 20,000 miles per year, from the Arctic to the Antarctic and back. Other sea birds also make astounding journeys: the long-tailed jaeger flies 5,000 to 9,000 miles in each direction.



Arctic terns can migrate as far as 20,000 miles per year.

- The sandhill and whooping cranes are both capable of migrating as far as 2,500 miles per year, and the barn swallow more than 6,000 miles. For the last word on bird migration, see the [Atlas of Bird Migration](#).
- Why do about 520 of the 650 bird species that nest in the United States migrate south to spend the winter?
Because they get bored shivering in the dark. And because it's bleak in the winter. And because there's nothing to eat. And because their ancestors did it.
- Why do some birds go north for the summer?
Because there's more to eat. The 24-hour days near the Arctic Circle produces a fantastic flowering of life. This brief, but abundant, source of food attracts many birds (and mammals such as the caribou) to the Arctic for breeding purposes.
- What influences migration patterns over the long term?
Changes in climate (particularly ice ages), and shifts in the positions of islands and continents as a result of tectonic drift.
- How do they keep going?
Some birds store a special, high-energy fat before the trip. Soaring raptors, for example, may not eat for several weeks as they migrate. Other species eat along their migration routes.
- How high can they fly?
Higher than Mt. Everest. Bar-headed geese have been recorded flying across the Himalayas at 29,000 feet. Other species seen above 20,000 feet include the whooper swan, the bar-tailed godwit, and the mallard duck.
(Note: birds don't fly this high just to get in the Guinness book of records, but rather to reach their destinations efficiently. From radar studies, scientists know that birds can change altitudes to find the best wind conditions. To fight a headwind, most birds stay low, where ridges, trees and buildings slow the wind. To ride a tailwind, they get up high where the wind is as fast as possible.)

Bird Flyways of the United States

