



AMERICAN ELM DISTRICT



Volume 5, Issue 6
Aug. 11, 2005

Welcome to American Elm District Cub Scout
Roundtable Electronic edition
Webelos activity badges Communicator and Scientist

Theme: Race to Scouting Round-ups

Welcome to a new year in Scouting!

We are celebrating our 75th Anniversary in Cub Scouting.

By Heart of America

As we start to plan our Round-ups, we need to let parents know Cub Scouting offers boys the opportunity to experience many fun activities like singing, hiking, playing games, yelling, asking things and of course, eating.

Cub Scouting enables boys to learn new skills. They are exposed to a wide variety of ideas, tools, and other things that are happening in our world.

Cub Scouting gives boys a chance to live, dramatize, and capture a sense of history. By participating in den skits at a pack meeting, they have an opportunity to learn about and re-enact important events in our American heritage.

Cub Scouts learn some of the fundamental elements of teamwork as they share with one another. Self-discipline and self control make it possible for everyone to have a better time. These are vital lessons.

Cub Scouting gives boys the opportunity for new experiences. A visit to an area business or organization in the community will expand their understanding of the world they live in.

Cub Scouts begin learning how to take responsibility for their conduct, their appearance, and for their own achievement.

Continued on page 2.

RACE PUZZLE

D	F	S	M	I	R	Y	H	P	O	P	T	G	S	O
G	K	X	A	E	I	A	F	H	W	V	A	G	E	V
V	O	N	A	G	I	H	C	I	M	L	S	K	N	A
R	Q	G	O	Q	G	N	A	I	F	X	Z	K	I	L
R	E	A	G	K	Y	N	N	D	N	Z	B	W	G	T
M	R	N	S	L	O	C	E	P	S	G	H	Y	N	R
O	A	Y	N	T	E	R	A	P	N	E	S	F	E	A
T	C	S	Y	I	E	S	E	R	E	B	A	U	M	C
O	E	A	R	K	W	E	P	L	S	S	O	O	I	K
R	D	C	C	O	D	H	S	C	T	Y	D	N	I	T
S	Q	E	C	W	S	Y	N	L	Z	E	T	Z	Q	S
S	H	R	A	C	I	N	G	H	E	L	M	E	T	G
C	Q	Y	G	K	A	J	O	P	N	O	I	S	E	A
N	K	V	V	R	H	F	S	P	P	T	I	N	N	L
P	H	O	T	D	O	G	S	H	S	P	X	W	M	F

WORDS FOR THE RACE PUZZLE

CARS	ENGINES	GAS
FLAGS	MOTORS	WHEELS
TROPHY	WINNER	RACE
FAST	SPEED	CHECKERED FLAG
SPEEDWAY	OVAL TRACK	500
DAYTONA	INDY	MICHIGAN
NOISE	HOTDOGS	SPONSORS
RACING HELMET	RACING SUIT	GOGGLES

When such habits and patterns are set early in life, boys continue to behave responsibly. Cub Scouts learn citizenship through service by taking part in den, pack and individual service projects and good turns.

Cub Scouting prepares boys for a new and greater challenge in Boy Scouting.



As this structure implies, the first main concern in the Cub program is the Cub Scout himself. Whether you are a pack or den administrator, the foremost thing in your mind should always be the Boy.

Now let's have fun with the Advancement part.

Why Do We Have Ranks?

By Heart of America

Equipment: Candle under Wolf on ceremony board or poster.


(Call candidates and parents forward)

Cubmaster:

Why do we have ranks? Why don't you receive your Wolf badge just because you are seven years old? The reason is because if we did it that way, we would be telling you a lie. We would be telling you that the way to a happy and full life is to sit back and do nothing. Growing up is more than just getting bigger in size. Your mind has to grow. Your understanding and appreciation of what's going on around you has to grow. Your interest in what's going on around you should grow, too, and while you're becoming more interested in the world, you should be finding out about it, how things work, how people work together, how they work alone.

The Arrow of Light points the way to a happy, full life. The Wolf rank is the second step in the right direction. You are "earning" your way up the ladder of rank toward the Arrow of Light and you should be proud of yourself because we are all proud of you. The best in life is earned, it's never a gift. Together, let us give

ANSWERS TO RACE PUZZLE



our Cub Scout Promise. (Repeat together. Offer congratulations and present badges)

Explaining The Ranks

Equipment: 11 X 14 cards picturing the rank badges. Tape these little explanations of rank on the back of the appropriate card. Have five Cubs represent each rank. Have the Cubs come forward, hold up the cards for the audience to see as they read the explanation on the back.

Tiger Cub:

My adult partner and I Search, Discover, and Share To learn all of Scouting's Secrets.

Bobcat:

I has to make some promises, To become a Bobcat Scout. To follow, help and give goodwill, That's what Cub Scouting is all about.

Wolf:

The back and front rolls were easy, Making games was fun. But when it came to giving directions, I almost didn't get done. I had to earn the Wolf badge, It meant a lot to me. Finally I learned my directions, And a Wolf Cub Scout I would be.

Bear:

I never wrote a letter before,
 Let alone a 100 word essay.
 Or even learned to throw a rope,
 To hit a marker 20 feet away.
 And now that I've earned the Bear badge,
 All that and a whole lot more.

Makes me feel that much smarter,
Than I ever felt before.

Webelos: Now that I'm a 9 year old, I belong to a Webelos den. Activity badges I'll try to earn, Like Athlete, Forester, and Outdoorsman.

Arrow of Light:

The Oath and Law are memorized,
Graduation Day is in sight. I am prepared for what's ahead, I've earned the Arrow of Light!
It's hard to say goodbye to friends. Cub Scouting's meant a lot to me, But it's time I start the upward trail, For it's an Eagle Scout I want to be.

Cubmaster: Now that we have had the ranks explained, we would like to recognize those boys in our Pack who have earned those ranks. (At this time you will have the advancing boys come forward with their parents and award the badges)

For new leaders and to say thank you for joining the team put together these:

Welcome to the Team

Equipment: New Leader's Survival Kit (see below) for each new leader.

Cubmaster: Will the following leaders please join me at the front of the room. (calls out names of new leaders). Cub Scouting is an organization that is special and unique. It is one in which many adults devote their time and talents to provide a program that will help and guide the growth of a young person. The adults before you have agreed to serve as leaders in our Pack. We want to welcome them to our team and give them a New Leader's Survival Kit to help them in their efforts. (Hand out kits). Our New Leader's Survival Kit contains the following items (hold each up for display).

A rubber band to remind them to be flexible
A glue stick to help them stick with it.

A piece of sandpaper for smoothing out the rough edges.

A packet of yeast as they rise to the occasion.

A few marbles to replace the ones they lose.

A safety pin to help them hold it together.

And a Chocolate kiss to represent our appreciation for their efforts.

We welcome you to our team and look forward to the coming year, as we will all strive to do our best!

Now let's get to brass and tacks!

Understanding the job and planning your program!!
If you don't understand what you need to do how can you lead effectively? Here are some ideas to consider:

1. Organizing

a. Understand how the pack fits in the total Cub Scouting picture.

b. See that each pack leader understands their responsibility, authority and how they fit in the total picture.

c. Ensure that boys and leaders are promptly registered and den assignments or leadership positions filled.

2. Planning

a. Work from a written plan which includes what, how often, when, who, why and how much to plan.

b. Set realistic but challenging goals for the pack. Remember to include a goodwill project.

c. Make effective use of resources: people, places, things, time, literature.

3. Communicating

a. Encourage leaders and parents to express ideas.

b. Keep informed on how pack leaders think and feel about things.

c. Listen with understanding.

d. Express appreciation for jobs well done.

e. Keep pack leaders and parents well informed.

Over-communicate with den!

pack newsletters, fliers, etc. to make sure that the multitude will have the message.

4. Measuring results

a. Continually evaluate program and activities and adjust future programs accordingly.

b. Are the boys advancing?

c. Is there variety, action, purpose and fun evident?

d. Is there good attendance at pack and den meetings?

Maybe your Pack needs a Pack Guide that lists the jobs, responsibilities and areas that parents can help. If a parent does not know that you need help HOW CAN THEY VOLUNTEER?

Tools for Planning:

1. Basic Concepts

a. Cub Scouting is a 12 month program.

b. The pack that has a 2 year general plan will add more variety by not repeating every year special events like Pinewood Derby, Cubannapolis, Space Derby, etc.

c. Cub Scouting must meet the needs and desires of any boy, any place.

d. The Cub Scout program is built around a monthly theme.

- e. Webelos dens use activity badges for their monthly program.
- f. The Cub Scout program should have variety, action and purpose.
- g. The program must be FUN for all.
- 2. **Program Resources**-good leaders use:
 - a. Scouting Magazine & Boy's Life Magazine
 - b. Cub Scout Helps & Webelos Scout Helps
 - c. Leaders' handbook
 - d. Boys' handbook -
 - e. Pow Wow books
 - f. Cub roundtables www.cubroundtable.com
 - G. Local libraries
 - h. Other Cub Scout literature
 - i. The experiences of other leaders
- 3. **Four steps in planning**-Cub Scouting has a proven plan and procedure that brings success. The four steps in this planning process are:
 - a. **Annual Planning Conference**-long range look at all program possibilities for the year (and beyond for added variety)
 - b. **Monthly Pack Leaders' Meeting**-to Outline general plans and assign responsibilities.
 - c. **Den Leader and Webelos Leader Meeting**-help plan den meetings ~ and outings.
 - d. **Den Chief/Den Leader Meeting**-pre- ~ pares the den chief to assist den leaders with their den meetings.

Getting the info to the parents! NEWSLETTERS

- Clear** - contains understandable stories using no more words than necessary.
- Creative** - encourage others to write. Includes poetry and short stories, birthdays, etc.
- Enthusiastic** - uses humor and includes success stories, putting the most catching point of the story first.
- Concerned** - uses names often with a personal approach to the stories. Relate organizational and life histories to your audience.
- Interpretive** - explain why events are held, don't just announce them. Sometimes it's appropriate to express an opinion.
- Readable** - keep news fresh, don't lecture. Vary the style and length of articles.
- Attractive** - search out graphics. Find artists in Your group or use "clip art".
- Motivate** - write to motivate readers. Avoid scolding, it may produce a negative response.
- Effective** - relate to your reading audience.

Encourage and seek feedback from readers and others. Exchange newsletter with other packs and as you read look for content and appearance Ideas.

Maybe create a **website for you Pack**.

Pledge of Parent Support

When you sign up a scout show them the back of the application where they pledge to help the scout and the Pack. If you go to <http://www.cubroundtable.com/miscellaneous.htm> you will find **Parent's Pledge and Cub Scout Promise** which is the pledge from the application with graphics that you can use at your round-ups.

Family participation is important to the success of the pack. Leaders must always remember that the Cub Scout program was designed for parents to use with their sons. **Parents simply do not let their son join Cub Scouting- they join with them!** If you want parents to participate and cooperate, tell them exactly what they're in for, what you want them to do, and what they can expect from the Cub Scout Program.

THINGS TO REMEMBER

1. Families will be hesitant to accept responsibilities until they "learn the ropes", so to speak. Expect them to start Out slow and be especially specific when asking for assistance.
2. Make sure den leaders are aware of the family situations. This should include custody arrangements, to avoid releasing the boy to the wrong parent in extreme cases.
3. Provide for significant other adult or adoptive Parent for boys of single parent families when either "Father/Son" or "Mother/Son" activities are planned.

Activities should be "parent-friendly". Make sure that a couple of outgoing adults are near the door to greet everyone to make sure that families feel welcome and comfortable. Name tags are a big help. Thank families for coming. Make sure that siblings are made welcome also, If some parents seem to feel awkward about joining in, ask them to do some small task such as passing out name tags, passing Out fliers, serving refreshments. In this way, they become part of the group.

MORE IDEAS TO INVOLVE FAMILIES

- Parent/guardian meetings for the pack. Consider one before the annual program planning meeting to secure input on what activities they would be

interested in attending and supporting.

- Den leaders/family meetings. Den leaders should hold meetings with their Cub Scouts families to get to know them and to let them know what is expected for the den.

- Use family induction ceremonies for new families.

(Ideas can be found the Ceremonies Book)

- One of the all time favorites, if used correctly, is the parent talent survey sheet. The correct way to use it is for a leader of the pack to survey the parent on a one-on-one basis.

- Another thing to insure family involvement is successful communication in the pack.

- Give parents a specific job in the den and/or pack. A request to do a specific job will get better results than a vague, "I'll be needing your help some time." Some leaders are concerned when parents do not offer to help in some way. The parents are probably just assuming that if their help is needed, you will ask for it. So don't hesitate to ask!

- Promote Cub/family outings. A group that plays together stays together - an old cliché but it really works.

- Hold a coffee - not to plan or raise money, but to generate some down-to-earth talk about what the boys are going to get out of Scouting. Let them know what the Cub program has to offer. Generate some excitement about working with their boys in the program.

- An incentive award offered to a Cub Scout's family can be used to encourage attendance at a pack meeting. This can take the form of a ribbon for the den flag, ajar of cookies or candy for the winning den, or it can be a "cubby" award of some type.

Need more ideas, support?

Training

Roundtable

University of Scouting or Pow wows

Check out the Cub Scout Leader books at our Scout Shop.

Ceremonies

Skits and Songs

Crafts and lots more

At <http://www.cubroundtable.com>

I have tried to give you info in an easy format. If you have a question feel free to write to me.

Maybe your question will help others. Scouters are available around you but they need to know that you need help.

A Boy's Eyes

"I'd like to be a Cub Scout..."

(His eyes were deepest blue)

"I'd like to learn, and play, and build,

Like Jim and Freddy do.

I know how to use a hammer;

I can drive a nail if I try.

I'm seven years old, I'm big and strong

And hardly ever cry."

I gave him the application

And parent-participation sheet,

(His eyes were filled with sunshine

As he left on dancing feet)

Next day, my friend was back again,

A dejected little lad.

"I guess I'll skip the Cub Scouts."

(His eyes were dark and sad.)

My mom is awful busy,

She has a lot of friends, you see.

She'd never have time for a den;

She hardly has for me.

And Dad is always working...

He's hardly ever there.

To give them any more to do

Just wouldn't be quite fair."

He handed back the papers

With the dignity of seven years,

And smiling bravely left me

(His eyes were filled with tears).

Do you see your own boy's eyes

As other people may?

How he looks when you're "too busy"

Or "just haven't time today."

A boy is such a special gift

Why won't you realize,

It only takes a little time

To put sunshine in his eyes.

GAMES

Name the Car

Materials: None

This game may be played in two ways. Players may take turns trying to identify the make of an oncoming car, winning one point for each correct identification. Instead of taking turns, the game may be played with the first person to call Out a guess winning one point if he is right...or losing one point if he is wrong. One person does not take part in the game, but acts as a judge to settle disputes.

Automobile Relay

Materials: None

Divide the den into two teams (or each den is a team). Establish a starting line and a turning line about 30 feet away.

There are eight legs in the race, so in half-den teams, some boys will run two legs. Each Cub Scout is then told which leg or legs he runs and how they are to be run. At the command, "GO!", car #1 hops to the turning line, comes back and touches car #2 and so on, until each team has run all eight legs.

The legs are:

1. has a flat right tire, so he hops on his left foot
2. has a flat left tire, so he hops on his right foot
3. can only go in reverse, so he runs backwards
4. has water in his fuel line, so he chugs two steps forward, then one step backward
5. must be cranked every fourth step, so he stops and "cranks" himself
6. he won't go at all so #7 pushes him
8. runs fine

First team finished, wins.

Brain Teaser

Can you see a word here?

It is an easy word, but it is hard to find. Hint: Hold it away from you.



Mousetrap Racer

Materials: Mousetrap

Wax

String

Small screw eyes

Coat hanger wire

1 1/4" Dowel

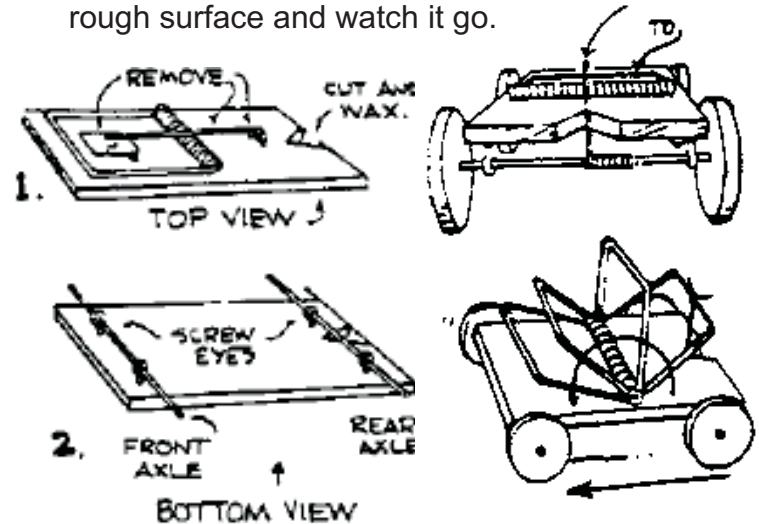
Sandpaper

1. Remove bait pan and hook arm from trap
2. Cut a 1/2" V-notch at rear and sand and wax it so the string will slide smoothly.
3. Turn it over and screw in screw eyes 1/2" from edge.
4. Cut axles from coat hanger wire.
5. Make wheels by sawing 3/16" sections from dowel rod.
6. Drill holes in center of wheels. Pound flat ends of axles. Push axles into holes in wheels. Glue in place.

7. Roughen the rear axle with sandpaper where the string will be wound.

8. Tie string to the snapper, but not to the axle.

9. To run the racer, pull snapper back and hold it with your thumb. Wind the string on the rear axle until tight. Set racer on rug or rough surface and watch it go.



Crafts

Stained Glass Pinewood Derby Trophy

Materials: Foil tins

Elmer's glue

Pattern

Scissors

Fine sandpaper

Mystic tape

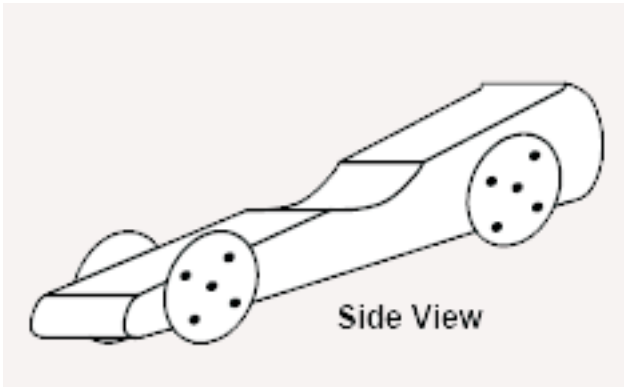
Styrofoam rectangles for trophy base (one 6" x 3 1/2", one 4" x 2" and one 1" x 2")

1. Place pattern over the smooth part of a pie tin. Use a blunt point of a pencil and retrace the design, pressing down so that it will be transferred to the foil. Cut around the design. Smooth the rough edges of the car with fine sandpaper.
2. Paint plain Elmer's glue on the car where the colored glue mixture is to be applied. Both sides of the car may be painted. When the plain glue is dry, repaint the car with colored glue mixture. If using more than one color, let the first color dry before applying a second color.
3. To make the base for the trophy, glue the rectangles together and set aside to dry. After the base is dry, use the desired glue mixture to paint the Styrofoam base. After the colored glue is dry, cut a slit down the middle of the base, use a colored mystic tape around the edges of the Styrofoam. To complete the trophy, place glue in the slit and press car into the base.

Tie Slides by Last Frontier Council

PINEWOOD DERBY CAR

MATERIALS: • One wooden clothes pin • Four 1/2" to 5/8" buttons for wheels (also can use snaps) • Paint of your choice (or markers) Side View • Pipe cleaner



INSTRUCTIONS:

Separate the clothes pin into two pieces. Use one so that the flat side is on the bottom. The thin end is the front of the car. Paint the car as desired. Glue buttons to car for wheels. Use pipe cleaner to make a small loop and glue it to back side of the car (see figure).



Webelos Citizen

Presidential Game

1. Which President had the following hobbies: boxing, jujitsu, riding, shooting, tennis and wrestling?
2. How many American Presidents were awarded the Nobel Peace Prize?
3. True or False. No President was an only child.
4. True or False. Theodore Roosevelt boxed with one-time heavy weight boxing champion John L. Sullivan.
5. The heaviest President was Grover Cleveland, George Washington, William H. Taft, or Lyndon B. Johnson.

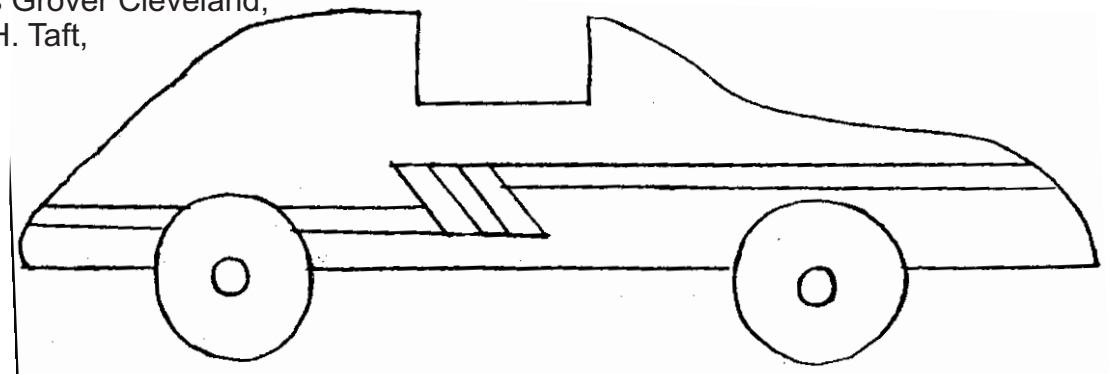
6. Only one President remained a bachelor. He was Thomas Jefferson, Woodrow Wilson, James Buchanan or Harry Truman.
7. George Washington's official title was "His Highness, the President of the United States of America, and Protector of Their Liberties". True or False.
8. The first President to appear on TV was Herbert Hoover, Harry S. Truman, Dwight D. Eisenhower, or Franklin D. Roosevelt?
9. Who said, "Whenever I hear anyone arguing for slavery, I feel a strong impulse to see it tried on him personally." George Washington, Abraham Lincoln, John F. Kennedy, or Spiro Agnew.
10. Theodore Roosevelt and Franklin D. Roosevelt were: Father and son, uncle and nephew, fifth cousins, not related.
11. Who is the tallest President?

Answers - (1) Theodore Roosevelt (2) Two - Theodore Roosevelt and Woodrow Wilson (3) True (4) True - they boxed in the White House gym (5) Taft, who weighted 340 pounds (6) James Buchanan (7) True (8) Roosevelt in 1939 (9) Abraham Lincoln (10) Fifth cousins (11) Abraham Lincoln at 6'4".

Do You Know Your Flag?

This is a quiz which can be very tricky.

1. The flag is raised (a) slowly (b) briskly (c) at any speed that is comfortable.
2. If you carried the flag in a parade before the President of the United States, you would dip the flag slightly in salute to the President as you walked past him. True or False?
3. The flag must never be lowered no matter how bad the weather conditions? True or False?
4. The flag is never allowed to fly after day light hours anywhere in the world. True or False?



5. When the flag is carried in a procession or on other occasions, it is escorted by an honor guard. True or False?
6. The flag's honor guard walks (a) on the flag's right (b) just behind the flag (c) on either side of the flag.
7. If you are a Cub Scout, Boy Scout or Explorer, you always give the Cub Scout, Boy Scout or Explorer salute to the flag whether or not you are in uniform. True or False?

Answers:

1. (b)Briskly
2. False. The flag is never dipped to anyone.
3. False. The flag is not flown in bad weather.
4. False. Although it is the custom to display the flag only from sunrise to sunset, there is no law prohibiting its being flown both day and night.
5. True
6. (c) On either side of the flag.
7. False. When you are in civilian clothes, you remove you hat and place your right hand over your heart when the flag passes.

Citizen Work Book

1. Who is the President of the United States?
2. Who is the Vice-President of the United States?
3. Who is the Speaker of the House of Representatives?
4. Who are the two Senators representing your state in Washington, D. C.?
5. Who is your United States Representative in Congress?
6. Who is the Governor of your state?
7. Who is the Mayor of your city?
8. What do you call the first 10 Amendments to the United States Constitution?
9. How many stars are on the United States flag? What do they represent?
10. How many stripes are on the United States flag? What do they represent?



Stars and Stripes

The stripes on the United States flag represent the thirteen original colonies.

Unscramble the letters to find the names of the thirteen colonies that also became the first states.

- | | |
|---------------|---------------|
| rigniavi | reowynk |
| sateshamsucst | yardmaln |
| nicutoctenc | hotusloacnari |
| whempreashin | reweyenjs |
| leawerda | orangeig |
| dehordinals | tonhtnilacrao |
| senlapvinany | |

Answers: Virginia, New Jersey, New York, Delaware, Massachusetts, Georgia, Maryland, Rhode Island, Connecticut, North, Carolina, South Carolina, Pennsylvania, New Hampshire.

Citizenship Rating Sheet

Ask the boys to rate themselves on their citizenship using the chart shown below. Rating themselves might have the effect of improving their citizenship traits, or at least their efforts to become better citizens. Tell the boys that no one will know how they rate themselves, unless they want to tell. Urge them to be honest with themselves in making their rating each week.

I will try to rate myself fairly on each of the following traits of good citizenship.

I will try to improve myself so that on future ratings I can honestly give myself a higher score.

- Name _____
- | | | | | |
|---|--------|-------|-------|-------|
| Traits | Scores | Date | Date | Date |
| 1. I am honest, even in little things. | _____ | _____ | _____ | _____ |
| 2. I am courteous, loyal and kind to my parents, teacher, and Webelos leader. | _____ | _____ | _____ | _____ |
| 3. I try to show good sportsmanship. | _____ | _____ | _____ | _____ |
| 4. My parents and friends can trust me to do what I say I will do. | _____ | _____ | _____ | _____ |
| 5. I work and play cheerfully with others. | _____ | _____ | _____ | _____ |
| 6. I always keep my promise. | _____ | _____ | _____ | _____ |
| 7. I take good care of my own things and things that do not belong to me, such as school books, school property, etc. | _____ | _____ | _____ | _____ |
| 8. I do my best to keep the Cub Scout Promise all the time. | _____ | _____ | _____ | _____ |
| 9. I always help to clean up after den meetings and when I'm needed in my school classroom. | _____ | _____ | _____ | _____ |
| 10. I never make fun of people | _____ | _____ | _____ | _____ |

(Except maybe kidding around with my friends.)

TOTAL _____

Rating scale: 5=very good 4=good 3=fair 2=poor

0=very poor

Communicator

Simple Telegraph

Materials :6-Volt battery with two terminals on top

Tin can

Two blocks of wood

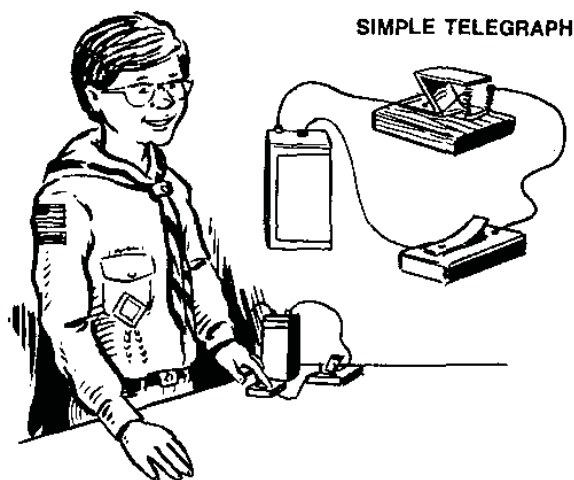
Screw, nails and wire

1. Cut and blend metal pieces as shown. Screw them to blocks of wood.

2. Hammer in nails for the receiver.

3. Wire as shown. In wrapping wire around the nails, start at the top of one nail and work down. Then go across to the other nail and work up. Have at least eight turns on each nail.

4. when the switch is closed, the receiver or sounder will be drawn down to the two nails and make a click. In Morse code, one click is a dot; two clicks, dash.



SIMPLE TELEGRAPH

For codes: go to

<http://www.cubroundtable.com/miscellaneous.htm>

American Elm Decoder

Cub Scouts codes fun sheets

Fun code answers

Codes 2004 new set of codes to do

Blindfold Game

Have your den form a large circle. In the center place an empty coffee can. Blindfold one of the boys and supply him with a broomstick. The object of the game is to have the Den direct the blind Scout to the can and have him pick it up with the broomstick. Was it easy? Does it work better with one boy giving directions or all of them?

Who's Who History of Communication

Match the following inventions to their inventors.

1. Telegraph
2. Phonograph
3. Telegraph
4. Printing Press
5. Photography
6. Typewriter
7. Radio
8. Computing Machine
9. 1st Digital Computer

_____ -Johann Gutenberg

_____ -Guglielmo Marconi

_____ -Louis Jacques Madre' Daquere

_____ -Alexander Graham Bell

_____ -Thomas Alva Edison

_____ -Howard Aiken

_____ -Samuel Morse

_____ -Xavier Progin

_____ -Charles Babbage

Answers: 1. Bell, 2. Edison, 3. Morse, 4. Gutenberg, 5. Daquere, 6. Progin, 7. Marconi, 8. Babbage, 9. Aiken.

Body Language Game

To play this game, give your den members paper and pencil. Ask them to think about feelings they can show by body language only-without making a sound. Have them make a list of at least five feelings they can show. Den members take turns showing one of their feelings. The others try to guess what the feelings are. The den leader or den chief can be referee and decide whether the body language really does show the feeling. If a den member guesses correctly, he gets one point. If nobody guesses correctly, the boy who performed the body language gets one point. The final winner is the boy with the most points.

Word Lighting

Players sit in a circle. The leader points to one of them and calls out a letter of the alphabet. The chosen player has exactly one minute to recite all the words he can think of that begin with the letter called. The leader keeps track of the time, while the other players count the number of words. Proper names are not allowed, and the same word may not be repeated. The leader gives each player a turn; he uses a different letter for each player but avoids such difficult letters as "x", "q" and "z". The player who compiles the longest list of words in the allotted minute wins the game. This game is not as simple as it sounds, because it is often surprisingly difficult

To think of familiar words when under pressure. You are already a communicator. So is every Other human being. A communicator is one who gives information. It is the Den Leader's responsibility to teach the Webelos Scout how to express oneself and to present him with many different ways of communicating. Communication is a big field and the Webelos Den Leaders can help the boys sample that field through the den working on the Communicator Activity Pin.

Greek Alphabet Code

A B X Δ E Φ Γ Η Ι Θ Κ Λ Μ Ν Ο Π

A B C D E F G H I J K L M N O P

Θ Ρ Σ Τ Υ ς Ω Ξ Ψ Ζ

Q R S T U V W X Y Z

XAN

ΨΟΥ

ΔΕΧΙΠΗΡ

THIS

ΜΕΣΣΑΓΕ

Information for New leaders at <http://www.cubroundtable.com/miscellaneous.htm>
Den Leaders First Month

- More About Tiger Den Meetings
- More About Wolf Den Meetings
- More About Bear Den Meetings
- More About Webelos Den Meetings

Achievements and Electives from 2005-2006 Program

Character Connections

The Purposes of Cub Scouting and Character Connections.

How Character Connections are used as part of the requirements.

Character Connections Chart #13-323A Chart explaining Character Connections

Character Connections Packet Examples of the different areas covered by Character Connections from past Program Helps (2002 - 2005), Roundtable Resource sheets, and the 2003 Cub Scout Books.

Character Connections Data Some history behind the program.

Character Connections Overview of all ranks on a chart.

WEB SITES

These sites are current as of 8-1-05

Pinewood Derby Guidebook, available from Scout Shops.

• **Cub Scout Leader Book**, available from Scout Shops.

- [Http://grandprix-race-central.com/](http://grandprix-race-central.com/)
- [Http://www.maximum-velocity.com/](http://www.maximum-velocity.com/)
- [Http://members.aol.com/randywoo/pine/index.htm](http://members.aol.com/randywoo/pine/index.htm)
- [Http://derbytalk.com/](http://derbytalk.com/)
- [Http://www.nogreenbananas.com/The story of the Pinewood Derby](http://www.nogreenbananas.com/The%20story%20of%20the%20Pinewood%20Derby)
- [Http://www.scoutingthenet.com/pinewood/ Pinewood Derby stand plans](http://www.scoutingthenet.com/pinewood/Pinewood%20Derby%20stand%20plans)
- [Http://www.pinecar.com/](http://www.pinecar.com/)

• Don't miss the new movie

Http://www.downandderby.com/ about the Pinewood Derby

Also, on Oct. 8th at 10:00 Am watch the Cub Mobiles race on Main St. In Kenton, Ohio. Join the fun and see the great race of the 70's.

Pinewood Derby Registration form

Name: _____

Church: _____

Outpost # _____

Car # _____

Official Use Only

Official Weight
Registration # _____

Official Inspection by:
Paid: \$ _____